



CHICO AREA RECREATION AND PARK DISTRICT
545 VALLOMBROSA AVENUE, CHICO, CA 95926
Phone (530) 895-4711 Fax (530) 895-4721
Thursday, January 21, 2021 – 6:00 p.m.

Posted Prior to 5:00 pm
Friday, January 15, 2021

REGULAR BOARD OF DIRECTORS MEETING
Thursday, January 21, 2021
Closed Session – 5:45 P.M.
Regular Meeting – 6:00 P.M.

Video Conference for Regular Session
Zoom Meeting

Meeting ID: 956 3394 9660
Passcode: 408696

To access the meeting by phone dial any of the following numbers:

- +1 312 626 6799 US (Chicago)
- +1 929 205 6099 US (New York)
- +1 346 248 7799 US (Houston)
- +1 669 900 6833 US (San Jose)
- +1 253 215 8782 US (Tacoma)
- +1 301 715 8592 US (Washington D.C)

CORONAVIRUS (COVID-19) ADVISORY

To protect our constituents, District officials requests all members of the public to follow guidance provided by both the California Public Health Department and Butte County Public Health restricting group events and gatherings and maintaining physical distancing. In accordance with this and Governor Gavin Newsom's Executive Order N-25-20, the Regular Board Meeting will be held via Zoom. In-person participation by the public will not be available. Remote public participation is available in the following ways: 1) Video Conference Zoom Meeting, **Meeting ID: 956 3394 9660, Passcode: 408696** 2) Email public comments to jmarciales@chicorec.com by 5:00 pm, Thursday, January 21, 2021. Comments not specific to an agenda item will be read out loud during the public comment section of the Agenda, subject to the customary 3-minute time limitation. If your comment is about a specific agenda item, please note the item in the subject line of your email, and your comment will be read during that specific agenda item. If you have any issues submitting a public comment via email, please contact the District office at 530-895-4711 by the 5:00 p.m. deadline on January 21, 2021 and leave a message; your comment will be read out load at the meeting.



**CLOSED SESSION OF THE CHICO AREA RECREATION
AND PARK DISTRICT BOARD OF DIRECTORS
545 VALLOMBROSA AVENUE, CHICO, CA 95926
Phone (530) 895-4711 Fax (530) 895-4721
Thursday, January 21, 2021 – 5:45 p.m.**

*Posted Prior to 5:00 pm
Friday, January 15, 2021*

AGENDA

1.0 CALL TO ORDER/ROLL CALL

2.0 CLOSED SESSION

- 2.1 Pursuant to Government Code §54957 – Public Employment and Public Employee Performance Evaluation: Management Staff.

OPEN SESSION

3.0 ADJOURNMENT

Adjourn to the Regular Meeting of the Board of Directors of the Chico Area Recreation and Park District. If the Board is unable to conclude its discussion of Closed Session items by 6:00 p.m., it will return to Closed Session at the end of this evening's meeting.



CHICO AREA RECREATION AND PARK DISTRICT
545 VALLOMBROSA AVENUE, CHICO, CA 95926
Phone (530) 895-4711 Fax (530) 895-4721
Thursday, January 21, 2021 – 6:00 p.m.

*Posted Prior to 5:00 pm
Friday, January 15, 2021*

BOARD MEMBERS:

Tom Lando, Chair
Michael McGinnis, Vice Chair
Thomas Nickell
Michael Worley
Dave Donnan

CARD STAFF:

Ann Willmann, General Manager
Jason Bougie, Director of Parks and Recreation
Heather Childs, Finance Manager
Jennifer Marciales, Executive Assistant

GENERAL INFORMATION:

1. Agendas:

Agendas are available on our website at <https://www.chicorec.com/board-meetings>.

2. Agenda Items:

Agenda items are available for public inspection. Staff reports and supporting documentation are available on our website at <https://www.chicorec.com/board-meeting>.

3. Items Not Appearing On Posted Agenda:

This agenda was posted at least 72 hours in advance of this meeting. For each item not appearing on the posted agenda upon which the Board wishes to take action, it must make one of the following determinations:

- a. Determine by a majority vote that an emergency exists as defined in Government Code 54956.5.
- b. Determine by a two-thirds vote or by a unanimous vote if less than two-thirds of the Board is present, that the need to take action arose subsequent to the agenda being posted.
- c. Determine that the item appeared on a posted agenda for a meeting occurring not more than five calendar days prior to this meeting, and the item was continued to this meeting.

Notwithstanding the above, items may be added to the agenda for Board discussion only or to acknowledge receipt of correspondence or other information.

4. Consent Agenda: All items listed under the Consent Agenda are considered to be routine and will be enacted by one motion. Resolutions will be read by title only. There will be no separate discussion of these items unless members of the Board, or persons in the audience, request specific items to be removed from the Consent Agenda to the Regular Agenda for separate discussion, prior to the time the Board votes on the motion to adopt the Consent Agenda. If any item(s) are removed from the Consent Agenda, the item(s) will be considered at the beginning of the Regular Agenda.

5. Assistance for the Disabled: If you are disabled in any way and need accommodation to participate in the meeting, please contact the CARD Office at (530) 895-4711 at least 48 hours prior to the start of the meeting so the necessary arrangements can be made.

6. Identity of Speakers: Speakers are asked to state their names before speaking.



**REGULAR MEETING OF THE CHICO AREA
RECREATION AND PARK DISTRICT BOARD OF DIRECTORS
Thursday, January 21, 2021 – 6:00 p.m.**

*Posted Prior to 5:00 pm
Friday, January 15, 2021*

AGENDA

1.0 CALL TO ORDER

1.1 Roll Call

1.2 Closed Session Announcement

2.0 CORRESPONDENCE

There is no correspondence.

3.0 PUBLIC COMMENTS

NOTE: The Chico Area Recreation and Park District Board of Directors may take official action only on items included in the posted agenda for a specific scheduled meeting. Items addressed during the Public Comment section are generally matters not included on the agenda and therefore, the Board will not take action at this scheduled meeting. However, such items may be put on the agenda for a future meeting. The public shall have the opportunity to address items that are on the posted agenda.

4.0 PRESENTATIONS

4.1 Parks and Recreation Director Bougie will provide a presentation to the Board regarding future planning for recreation programs.

5.0 CONSENT AGENDA

5.1 Budget Calendar - *Action Requested – that the Board of Directors approve the Budget Calendar for Fiscal Year 2021-2022*

5.2 Minutes of the Regular Meeting of the Board of Directors of December 17, 2020
Action Requested – that the Board of Directors approve the minutes as submitted

5.3 Monthly Bills and Refund Register - *Action Requested – that the Board of Directors authorize payment of the monthly bills and approve the refund register*

5.4 Monthly Financial Report - *Action Requested – that the Board of Directors review and approve the Monthly Financial Report*

6.0 REGULAR AGENDA

6.1 Items Removed from the Consent Agenda

7.0 UNFINISHED BUSINESS

There is no unfinished business.

8.0 NEW BUSINESS

8.1 Neighborhood Park Maintenance Districts (Staff Report 21-1) - *Action Requested – that the Board of Directors (1) select the funding model that will be used for future development and maintenance of neighborhood parks, (2) authorize the General Manager to enter into a contract with SCI in an amount not to exceed \$18,000 to establish the process for future funding of neighborhood park development, and (3) authorize the General Manager to work with SCI and Epick Homes to establish a maintenance district for the 3.5 acre park in the future Stonegate subdivision.*

8.2 Board Committee Assignments - *Action Requested - that the Board Chair appoint members of the Board to serve on the following Committees:*

- a. Finance Committee*
- b. Facilities Committee*
- c. Doe Mill/Honey Run SPA Ad Hoc Committee*

9.0 BOARD OF DIRECTORS' REPORTS/SPECIAL ASSIGNMENTS

9.1 Butte County Special Districts Association/LAFCO

9.2 Other Reports

10.0 DIRECTORS' COMMENTS

Opportunity for the Board to comment on items not listed on the agenda.

11.0 GENERAL MANAGER'S COMMENTS

11.1 General Manager's Update


12.0 STAFF COMMENTS

Opportunity for Staff to comment on items not listed on the agenda.

13.0 ADJOURNMENT

Adjourn to the next meeting of the Board of Directors of the Chico Area Recreation and Park District.

**CHICO AREA RECREATION AND PARK DISTRICT
 BUDGET CALENDAR
 2021-2022 FISCAL YEAR**



<u>DATE</u>	<u>BOARD MEETING</u>	<u>AGENDA</u>
January 21, 2021	Regular	Adopt Budget Calendar
February 4, 2021	N/A	Budget Templates Sent to Staff
March 22, 2021	N/A	Staff Budgets submitted to Business Office
April 15, 2021	Regular	Budget Presentation and Adopt Preliminary Budget
May 6, 2021	N/A	Notice of Public Hearing Published in Newspaper
May 20, 2021	Regular	Public Hearing on the Preliminary Budget
June 17, 2021	Regular	Adopt Final Budget
August 16, 2021	N/A	Submit Final Budget to Auditor-Controller



**REGULAR MEETING OF THE CHICO AREA
RECREATION AND PARK DISTRICT BOARD OF DIRECTORS
545 VALLOMBROSA AVENUE, CHICO, CA 95926**

**(Draft)
MINUTES**

December 17, 2020

Board Members Present: Tom Lando, Chair
Thomas Nickell, Vice Chair
Michael Worley, Board Member
Michael McGinnis, Board Member
Dave Donnan, Board Member

Staff Members Present: Jason Bougie, Director of Parks and Recreation
Heather Childs, Finance Manager
Jennifer Marciales, Executive Assistant

Legal Counsel Present: Jeff Carter, Attorney at Law

1.0 CALL TO ORDER

1.1 Roll Call

The meeting was called to order at 6:00 p.m., and roll call was taken as noted above. Director Nickell and Director Worley appeared via Zoom Conference.

1.2 Closed Session Announcement

Chair Lando stated that direction was given to staff.

2.0 CORRESPONDENCE

There was no correspondence.

3.0 PUBLIC COMMENTS

There were no comments.

4.0 PRESENTATIONS

There were no presentations.

5.0 CONSENT AGENDA

M/S/C/ (Directors Donnan/Nickell) that the Board of Directors approves the consent agenda as presented.

The roll call vote was as follows: Ayes carried

Ayes: Lando, Nickell, McGinnis, Donnan

Noes: None

Abstain: Worley

Absent: None

6.0 REGULAR AGENDA

No items were removed from the consent agenda.

7.0 UNFINISHED BUSINESS

There was no unfinished business.

8.0 NEW BUSINESS

8.1 Approval of Audit Report for Fiscal Year 2019-2020

M/S/C/ (Directors McGinnis/Nickell) that the Board of Directors approves the Audit Report for Fiscal Year 2019-2020.

The roll call vote was as follows: Ayes carried

Ayes: Lando, Nickell, McGinnis, Donnan

Noes: None

Abstain: Worley

Absent: None

8.2 Election of Officers

M/S/C/ (Directors Nickell/Donnan) that the Board of Directors elects Tom Lando as Chair.

The roll call vote was as follows: Ayes carried

Ayes: Lando, Nickell, McGinnis, Donnan

Noes: None

Abstain: Worley

Absent: None

M/S/C/ (Directors Nickell/Lando) that the Board of Directors elects Michael McGinnis as Vice-Chair.

The roll call vote was as follows: Ayes carried

Ayes: Lando, Nickell, McGinnis, Donnan

Noes: None

Abstain: Worley

Absent: None

9.0 BOARD OF DIRECTORS' REPORTS/SPECIAL ASSIGNMENTS

9.1 Butte County Special Districts Association/LAFCO

There were no comments.

9.2 Other Reports

There were no comments.

10.0 DIRECTORS' COMMENTS

There were no comments.

11.0 GENERAL MANAGER’S COMMENTS

There were no comments.

12.0 STAFF COMMENTS

Executive Assistant Marciales provided an update to the Board on Prop 68 and stated that additional information will be provided at a future meeting.

13.0 ADJOURNMENT

There being no further business, the Regular Meeting of the Board of Directors was adjourned at 6:08 p.m. to the next meeting of the Board of Directors of the Chico Area Recreation and Park District.

Respectfully submitted,

Jason Bougie, Director of Parks and Recreation
Secretary to the Board

**CHICO AREA RECREATION AND PARK DISTRICT
BOARD PROGRAM SUMMARY 2020-2021**

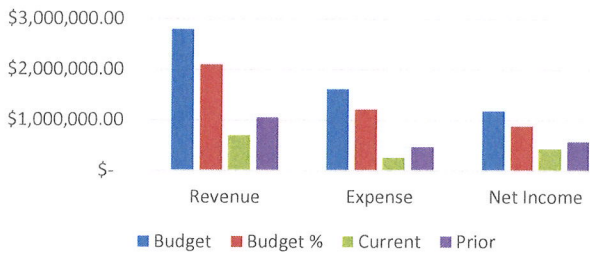
**December 2020
50% of the Year**

AFTERSCHOOL

We are at 25% of Budgeted Revenues and 16% of Budgeted Expenses. Our Net Income is \$141,104.00 less than this time last year.

	BUDGET	CURRENT YTD	PRIOR YTD
REVENUE	\$ 2,800,642.00	\$ 707,612.19	\$ 1,061,633.86
EXPENSES	\$ 1,616,975.00	\$ 264,545.33	\$ 477,463.00

AFTERSCHOOL

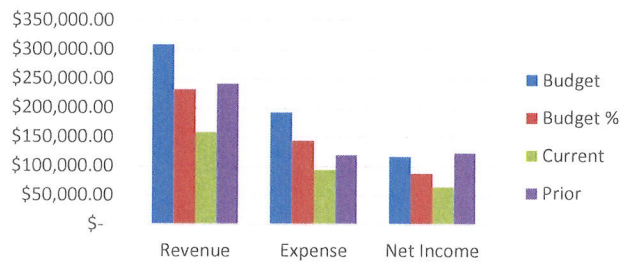


CAMPS

We are at 51% of Budgeted Revenues and 49% of Budgeted Expenses. CAMPS are seasonal. The majority run June-August. The rest are during school breaks in December/January and March. Our Net Income is currently \$58,753.98 less than this time last year.

	BUDGET	CURRENT YTD	PRIOR YTD
REVENUE	\$ 309,205.00	\$ 158,818.49	\$ 242,463.50
EXPENSES	\$ 192,283.00	\$ 94,125.02	\$ 119,016.05

CAMPS

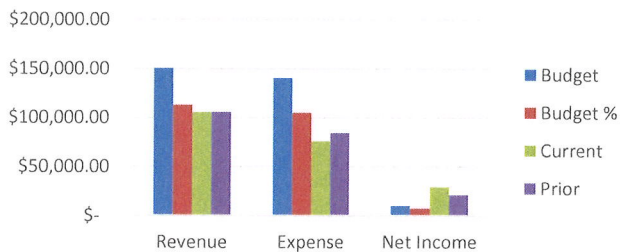


AQUATICS

We are at 70% of Budgeted Revenues and 54% of Budgeted Expenses. Our Net Income is currently \$8,335.57 more than this time last year.

	BUDGET	CURRENT YTD	PRIOR YTD
REVENUE	\$ 150,487.00	\$ 105,883.61	\$ 105,838.19
EXPENSES	\$ 140,290.00	\$ 76,360.70	\$ 84,650.85

AQUATICS

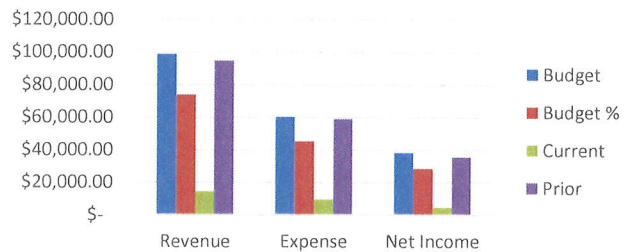


CLASSES

We are at 15% of Budgeted Revenues and 16% of Budgeted Expenses. We have various classes that run throughout the year. Our Net Income is currently \$30,995.85 less than this time last year.

	BUDGET	CURRENT YTD	PRIOR YTD
REVENUE	\$ 98,625.00	\$ 14,545.26	\$ 94,823.37
EXPENSES	\$ 60,375.00	\$ 9,748.38	\$ 59,030.64

CLASSES



**CHICO AREA RECREATION AND PARK DISTRICT
BOARD PROGRAM SUMMARY 2020-2021**

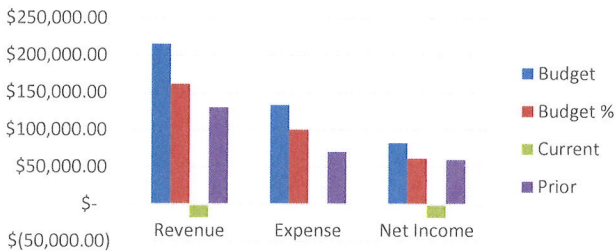
**December 2020
50% of the Year**

ADULT SPORTS

We are at -8% of Budgeted Revenues and 0% of Budgeted Expenses. Our Net Income is \$78,291.34 less than this time last year.

	BUDGET	CURRENT YTD	PRIOR YTD
REVENUE	\$ 215,719.00	\$ (17,963.79)	\$ 130,476.12
EXPENSES	\$ 133,294.00	\$ 155.30	\$ 70,303.87

ADULT SPORTS

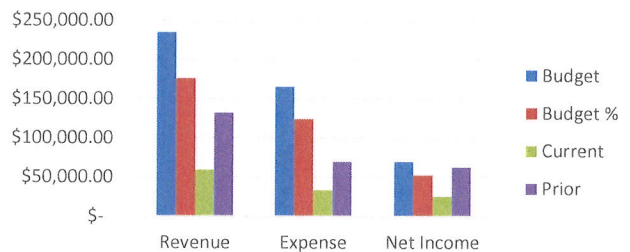


YOUTH SPORTS

We are at 25% of Budgeted Revenues and 20% of Budgeted Expenses. Our Net Income is \$36,799.71 less than this time last year.

	BUDGET	CURRENT YTD	PRIOR YTD
REVENUE	\$ 235,000.00	\$ 59,482.44	\$ 132,447.07
EXPENSES	\$ 165,250.00	\$ 33,704.09	\$ 69,869.01

YOUTH SPORTS

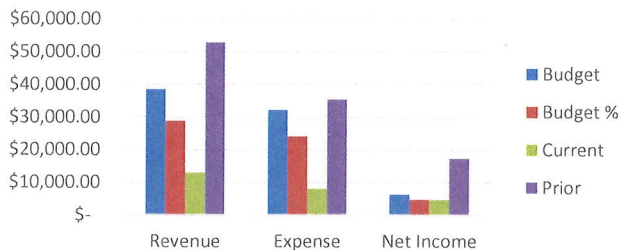


SENIORS

We are at 34% of Budgeted Revenues and 25% of Budgeted Expenses. Our Net Income is \$12,504.43 less than this time last year.

	BUDGET	CURRENT YTD	PRIOR YTD
REVENUE	\$ 38,500.00	\$ 13,021.00	\$ 52,800.06
EXPENSES	\$ 32,150.00	\$ 8,161.30	\$ 35,435.93

SENIORS

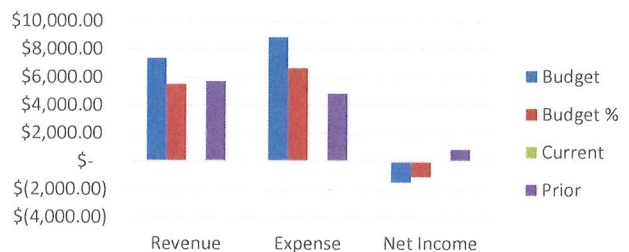


SPECIAL EVENTS

We are at 0% of Budgeted Revenues and 0% of Budgeted Expenses. Our Net Income is \$848.00 less than this time last year. With Special Events, we often incur expenses prior to receiving revenue (through either entrance fees or sponsorships).

	BUDGET	CURRENT YTD	PRIOR YTD
REVENUE	\$ 7,350.00	\$ -	\$ 5,688.40
EXPENSES	\$ 8,850.00	\$ -	\$ 4,840.40

SPECIAL EVENTS



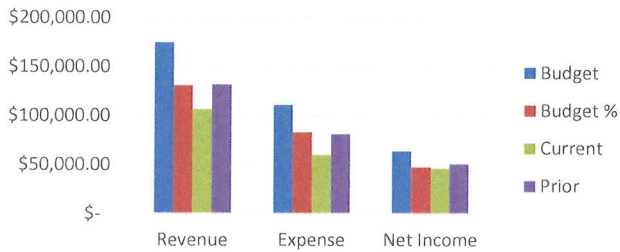
**CHICO AREA RECREATION AND PARK DISTRICT
BOARD PROGRAM SUMMARY 2020-2021
December 2020
50% of the Year**

NATURE CENTER

We are at 61% of Budgeted Revenues and 54% of Budgeted Expenses. Our Net Income is \$4,154.30 less than this time last year.

	BUDGET	CURRENT YTD	PRIOR YTD
REVENUE	\$ 174,960.00	\$ 106,883.36	\$ 131,844.32
EXPENSES	\$ 111,163.00	\$ 60,395.47	\$ 81,202.13

NATURE CENTER

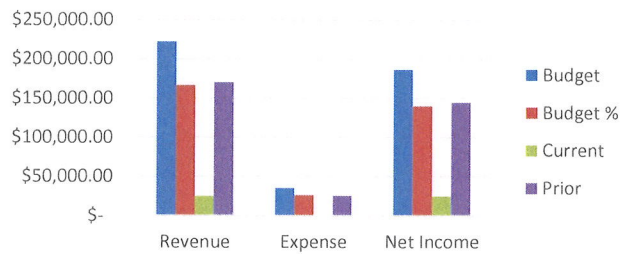


FACILITY RENTAL

We are at 11% of Budgeted Revenues and 1% of Budgeted Expenses. Our Net Income is \$119,644.33 less than this time last year.

	BUDGET	CURRENT YTD	PRIOR YTD
REVENUE	\$ 222,250.00	\$ 25,502.62	\$ 170,379.40
EXPENSES	\$ 35,250.00	\$ 509.40	\$ 25,741.85

FACILITY RENTAL



CHICO AREA RECREATION AND PARK DISTRICT
PROGRAM SUMMARY 2020-2021
DECEMBER 2020
Month 6 and 50% of the Year

DESCRIPTION	2020-2021 Budget	December 2020	2020-2021 YTD	2020-2021 % of Budget	Remaining Budget	2019-2020 Budget	December 2019	2019-2020 YTD	2019-2020 % of Budget	Difference by Year
AFTERSCHOOL										
INCOME	2,800,642.00	232,865.69	707,612.19	25%	2,093,029.81	2,140,775.00	125,027.16	1,061,633.86	50%	(354,021.67)
INCOME	-	-	-	0%	-	-	-	-	0%	-
PROGRAM SUPPLIES	(94,991.00)	-	(3,610.37)	4%	(91,380.63)	(68,248.00)	(1,775.11)	(22,136.35)	32%	18,525.98
CONTRACT SERVICES	(2,000.00)	-	-	0%	(2,000.00)	(2,000.00)	-	(525.00)	26%	525.00
PART-TIME WAGES	(1,519,984.00)	(56,550.40)	(260,934.96)	17%	(1,259,049.04)	(1,093,866.70)	(75,256.45)	(454,801.65)	42%	193,866.69
TOTAL AFTERSCHOOL	1,183,667.00	176,315.29	443,086.86	37%	740,600.14	976,660.30	47,996.60	584,170.86	60%	(141,104.00)
CAMPS										
INCOME	309,205.00	8,177.00	158,818.49	51%	150,386.51	392,530.00	6,915.00	242,517.50	62%	(83,699.01)
PROGRAM SUPPLIES	(14,410.00)	-	(2,986.74)	21%	(11,423.26)	(20,750.00)	(43.64)	(6,458.36)	31%	3,471.62
PROGRAM TRANSPORTATION	(3,300.00)	-	-	0%	(3,300.00)	(1,500.00)	-	(2,041.25)	136%	2,041.25
CONTRACT SERVICES	(53,000.00)	(858.00)	(26,370.25)	50%	(26,629.75)	(58,500.00)	-	(43,445.41)	74%	17,075.16
PART-TIME WAGES	(103,373.00)	(1,127.25)	(63,520.03)	61%	(39,852.97)	(128,708.00)	(1,548.00)	(58,242.17)	45%	(5,277.86)
INSTRUCTOR WAGES	(18,200.00)	-	(1,248.00)	7%	(16,952.00)	(33,000.00)	-	(8,880.00)	27%	7,632.00
TOTAL CAMPS	116,922.00	6,191.75	64,693.47	55%	52,228.53	150,072.00	5,323.36	123,450.31	82%	(58,756.84)
AQUATICS										
INCOME	150,487.00	2,680.00	105,883.61	70%	44,603.39	168,350.00	-	105,838.19	63%	45.42
PROGRAM SUPPLIES	(4,850.00)	-	(216.68)	4%	(4,633.32)	(7,200.00)	(69.95)	(1,699.93)	24%	1,483.25
CLOTHING	-	-	-	0%	-	-	-	-	0%	-
CONTRACT SERVICES	(6,780.00)	-	-	0%	(6,780.00)	(6,000.00)	-	-	0%	-
INSTRUCTOR WAGES	(128,660.00)	-	(76,144.02)	59%	(52,515.98)	(138,500.00)	-	(82,950.92)	60%	6,806.90
PART-TIME WAGES	-	-	-	0%	-	-	-	-	0%	-
TOTAL AQUATICS	10,197.00	2,680.00	29,522.91	290%	(19,325.91)	16,650.00	(69.95)	21,187.34	127%	8,335.57
CLASSES										
INCOME	98,625.00	1,302.75	14,545.26	15%	84,079.74	171,500.00	15,039.91	94,823.37	55%	(80,278.11)
ADVERTISING	-	-	-	0%	-	-	-	-	0%	-
PROGRAM SUPPLIES	(1,975.00)	-	(175.53)	9%	(1,799.47)	(5,150.00)	(706.77)	(1,925.58)	37%	1,750.05
CLOTHING	-	-	-	0%	-	-	-	-	0%	-
CONTRACT SERVICES	(19,875.00)	(50.40)	(449.40)	2%	(19,425.60)	(26,500.00)	(1,557.60)	(13,320.66)	50%	12,871.26
PART-TIME WAGES	-	-	-	0%	-	(35,000.00)	(2,602.65)	(17,697.30)	51%	17,697.30
INSTRUCTOR WAGES	(38,525.00)	(1,110.90)	(9,123.45)	24%	(29,401.55)	(52,500.00)	(795.20)	(26,087.10)	50%	16,963.65
TOTAL CLASSES	38,250.00	141.45	4,796.88	13%	33,453.12	52,350.00	9,377.69	35,792.73	68%	(30,995.85)
ADULT SPORTS										
INCOME	215,719.00	-	(17,963.79)	-8%	233,682.79	284,200.00	5,190.49	130,476.12	46%	(148,439.91)
PROGRAM SUPPLIES	(16,850.00)	-	(155.30)	1%	(16,694.70)	(21,720.00)	-	(11,069.25)	51%	10,913.95
PROGRAM TRANSPORTATION	-	-	-	0%	-	-	-	-	0%	-
CLOTHING	-	-	-	0%	-	-	-	-	0%	-
CONTRACT SERVICES	-	-	-	0%	-	(4,800.00)	-	-	0%	-
PART-TIME WAGES	(37,329.00)	-	-	0%	(37,329.00)	(34,880.00)	(1,250.00)	(17,994.37)	52%	17,994.37
OFFICIALS WAGES	(79,115.00)	-	-	0%	(79,115.00)	(85,720.00)	(1,839.00)	(41,240.25)	48%	41,240.25
TOTAL ADULT SPORTS	82,425.00	-	(18,119.09)	-22%	100,544.09	137,080.00	2,101.49	60,172.25	44%	(78,291.34)

CHICO AREA RECREATION AND PARK DISTRICT
PROGRAM SUMMARY 2020-2021
DECEMBER 2020
Month 6 and 50% of the Year

DESCRIPTION	2020-2021 Budget	December 2020	2020-2021 YTD	2020-2021 % of Budget	Remaining Budget	2019-2020 Budget	December 2019	2019-2020 YTD	2019-2020 % of Budget	Difference by Year
<u>YOUTH SPORTS</u>										
INCOME	235,000.00	4,049.70	59,482.44	25%	175,517.56	224,500.00	12,899.54	132,447.07	59%	(72,964.63)
PROGRAM SUPPLIES	(34,600.00)	-	(2,447.62)	7%	(32,152.38)	(29,150.00)	(1,610.75)	(17,717.66)	61%	15,270.04
PROGRAM TRANSPORTATION	-	-	-	0%	-	(400.00)	-	-	0%	-
CLOTHING	-	-	-	0%	-	-	-	-	0%	-
CONTRACT SERVICES	-	-	-	0%	-	-	-	-	0%	-
PART-TIME WAGES	(130,650.00)	(1,701.50)	(31,256.47)	24%	(99,393.53)	(105,000.00)	(4,492.00)	(52,151.35)	50%	20,894.88
OFFICIALS WAGES	-	-	-	0%	-	-	-	-	0%	-
TOTAL YOUTH SPORTS	69,750.00	2,348.20	25,778.35	37%	43,971.65	89,950.00	6,796.79	62,578.06	70%	(36,799.71)
<u>SENIOR PROGRAMS</u>										
INCOME	38,500.00	1,710.00	13,021.00	34%	25,479.00	96,000.00	5,571.52	52,800.06	55%	(39,779.06)
PROGRAM SUPPLIES	(2,950.00)	-	-	0%	(2,950.00)	(5,100.00)	(403.63)	(1,627.38)	32%	1,627.38
PROGRAM TRANSPORTATION	-	-	-	0%	-	-	-	-	0%	-
CONTRACT SERVICES	(13,500.00)	-	-	0%	(13,500.00)	(25,500.00)	(1,887.39)	(12,536.04)	49%	12,536.04
PART-TIME WAGES	(1,200.00)	-	-	0%	(1,200.00)	(21,700.00)	(1,000.25)	(6,755.39)	31%	6,755.39
INSTRUCTOR WAGES	(14,500.00)	(530.60)	(8,161.30)	56%	(6,338.70)	(21,500.00)	(2,253.00)	(14,517.12)	68%	6,355.82
TOTAL SENIOR PROGRAMS	6,350.00	1,179.40	4,859.70	77%	1,490.30	22,200.00	27.25	17,364.13	78%	(12,504.43)
<u>SPECIAL EVENTS</u>										
INCOME	7,350.00	-	-	0%	7,350.00	9,300.00	5,048.40	5,088.40	55%	(5,088.40)
PROGRAM SUPPLIES	(5,850.00)	-	-	0%	(5,850.00)	(7,100.00)	(636.84)	(1,965.59)	28%	1,965.59
MILEAGE	-	-	-	0%	-	-	-	-	0%	-
CONTRACT SERVICES	(3,000.00)	-	-	0%	(3,000.00)	(3,200.00)	(2,815.31)	(2,815.31)	88%	2,815.31
PART-TIME WAGES	-	-	-	0%	-	(450.00)	(59.50)	(59.50)	13%	59.50
TOTAL SPECIAL EVENTS	(1,500.00)	-	-	0%	(1,500.00)	(1,450.00)	1,536.75	248.00	-17%	(248.00)
<u>NATURE CENTER</u>										
INCOME	163,960.00	9,135.00	99,653.72	61%	64,306.28	322,100.00	11,105.00	127,540.62	40%	(27,886.90)
FACILITY RENTALS	-	-	1,425.00	0%	(1,425.00)	3,500.00	-	1,957.00	56%	(532.00)
FUNDRAISING (DONATIONS)	1,000.00	565.00	3,209.82	321%	(2,209.82)	5,000.00	637.00	2,346.70	47%	863.12
GRANT FUNDING	-	-	-	0%	-	-	-	-	0%	-
ENDOWMENT	10,000.00	-	2,594.82	26%	7,405.18	11,000.00	-	-	0%	2,594.82
FULL-TIME WAGES	-	-	(57,300.28)	58%	(41,462.72)	(157,320.00)	(5,176.18)	(61,823.47)	39%	4,523.19
PART-TIME WAGES	(98,763.00)	(4,046.35)	-	0%	(41,462.72)	-	-	-	0%	-
FICA	-	-	-	0%	-	-	-	-	0%	-
RETIREMENT	-	-	-	0%	-	-	(309.92)	(2,014.48)	0%	2,014.48
MEDICAL	-	-	-	0%	-	-	-	(2,182.46)	0%	2,182.46
WC INSURANCE	-	-	-	0%	-	-	-	-	0%	-
CLOTHING	-	-	-	0%	-	-	-	-	0%	-
STAFF TRAINING	-	-	-	0%	-	-	-	-	0%	-
ADVERTISING	-	-	-	0%	-	-	-	-	0%	-
COPYING	-	-	-	0%	-	-	-	-	0%	-
EQUIPMENT/SOFTWARE	-	-	-	0%	-	-	-	-	0%	-
CONTRACT SERVICES	-	(411.97)	(726.17)	0%	726.17	(6,500.00)	(145.77)	(1,997.25)	31%	1,271.08
PROGRAM SUPPLIES	(12,400.00)	(12.73)	(2,369.02)	19%	(10,030.98)	(31,500.00)	(1,111.45)	(13,184.47)	42%	10,815.45
MILEAGE	-	-	-	0%	-	-	-	-	0%	-
RENT	-	-	-	0%	-	-	-	-	0%	-
PROPERTY & LIABILITY INSUR	-	-	-	0%	-	-	-	-	0%	-
TOTAL NATURE CENTER	63,797.00	5,228.95	46,487.89	73%	17,309.11	146,280.00	4,998.68	50,642.19	35%	(4,154.30)

CHICO AREA RECREATION AND PARK DISTRICT
PROGRAM SUMMARY 2020-2021
DECEMBER 2020
Month 6 and 50% of the Year

DESCRIPTION	2020-2021 Budget	December 2020	2020-2021 YTD	2020-2021 % of Budget	Remaining Budget	2019-2020 Budget	December 2019	2019-2020 YTD	2019-2020 % of Budget	Difference by Year
FACILITY RENTAL										
INCOME	222,250.00	(3,543.12)	25,502.62	11%	196,747.38	422,050.00	19,051.18	170,379.40	40%	(144,876.78)
PROGRAM SUPPLIES	(5,500.00)	-	-	0%	(5,500.00)	(8,000.00)	-	(6,334.71)	79%	6,334.71
CONTRACT SERVICES	(5,750.00)	-	-	0%	(5,750.00)	(10,750.00)	(1,837.64)	(2,268.14)	21%	2,268.14
PART-TIME WAGES	(24,000.00)	(221.57)	(509.40)	2%	(23,490.60)	(49,000.00)	(2,631.00)	(17,139.00)	35%	16,629.60
TOTAL FACILITY RENTAL	187,000.00	(3,764.69)	24,993.22	13%	162,006.78	354,300.00	14,582.54	144,637.55	41%	(119,644.33)
RECREATION - MISC. & ADMIN										
INCOME	(7,500.00)	69.72	(2,230.75)	30%	(5,269.25)	(5,000.00)	1,190.04	(1,094.46)	22%	(1,136.29)
PUBLICATIONS/LEGAL NOTICE	(22,000.00)	-	(301.99)	1%	(21,698.01)	(22,000.00)	(7,472.64)	(11,831.81)	54%	11,529.82
CONFERENCES	-	229.00	-	0%	-	-	-	-	0%	-
MILEAGE	-	-	-	0%	-	-	-	(82.61)	0%	82.61
OFFICE SUPPLIES	-	-	-	0%	-	-	-	-	0%	-
CLOTHING	-	-	-	0%	-	-	-	-	0%	-
ACL/OVERTIME	(10,000.00)	-	-	0%	(10,000.00)	(10,000.00)	-	-	0%	-
PART-TIME WAGES	-	(2,638.35)	(21,463.65)	0%	21,463.65	(251,000.00)	(17,514.35)	(125,889.37)	50%	104,425.72
FULL TIME WAGES	(580,000.00)	(42,843.44)	(259,184.01)	45%	(320,815.99)	(534,000.00)	(43,391.43)	(263,563.95)	49%	4,379.94
TOTAL RECREATION - MISC. & ADMIN	(619,500.00)	(45,183.07)	(283,180.40)	46%	(336,319.60)	(822,000.00)	(67,188.38)	(402,462.20)	49%	119,281.80
TOTAL PROGRAM SUMMARY	1,137,358.00	145,137.28	342,899.79	30%	794,458.21	1,122,092.30	25,481.82	697,781.22	62%	(354,881.43)
										0.00



FINANCIAL STATEMENTS

FISCAL YEAR 2020/2021

DECEMBER 2020

**CHICO AREA RECREATION AND PARK DISTRICT
FINANCIAL STATEMENTS - TABLE OF CONTENTS
DECEMBER 2020**

GENERAL FUND - FUND 2490	
BALANCE SHEET	3
EXECUTIVE SUMMARY	6
REVENUE SUMMARY	7
SALARIES AND BENEFITS SUMMARY	8
SERVICES AND SUPPLY EXPENSE SUMMARY	9
PARK IMPACT FEE FUND - FUND 2480	
BALANCE SHEET	10
EXECUTIVE SUMMARY	11
OAK WAY PARK ASSESSMENT DISTRICT - FUND 2495	
BALANCE SHEET	12
EXECUTIVE SUMMARY	13
PETERSON PARK ASSESSMENT DISTRICT - FUND 2497	
BALANCE SHEET	14
EXECUTIVE SUMMARY	15
BARONI PARK ASSESSMENT DISTRICT - FUND 2498	
BALANCE SHEET	16
EXECUTIVE SUMMARY	17
ROTARY FUND - FUND 2486	
BALANCE SHEET	18
EXECUTIVE SUMMARY	19

NOTE: This completes 6 months of the fiscal year and represents 50% of the year.

CHICO AREA RECREATION AND PARK DISTRICT
GENERAL FUND - FUND 2490
BALANCE SHEET
DECEMBER 2020

	DECEMBER 2020	DECEMBER 2019	Increase (Decrease)	
			\$ Change	% Change
ASSETS				
CASH				
* CASH ON DEPOSIT WITH COUNTY (GENERAL FUND)	6,028,123.32	6,600,961.76	(572,838.44)	-9%
CASH ON DEPOSIT WITH COUNTY (COMMUNITY BAND)	1,188.84	822.36	366.48	45%
CASH ON DEPOSIT WITH ROTARY FOUNDATION	500.96	500.96	-	0%
CASH - GOLDEN VALLEY BANK	848,645.13	665,828.35	182,816.78	27%
PETTY CASH	800.00	800.00	-	0%
BANK SUSPENSE	36,640.59	73,776.22	(37,135.63)	-50%
SUBTOTAL	6,915,898.84	7,342,689.65	(426,790.81)	-6%
FMV ADJUSTMENT (GENERAL FUND)	-	-	-	0%
RECEIVABLES				
ACCOUNTS RECEIVABLE	488,821.61	951,707.22	(462,885.61)	-49%
A/R - ONLINE PAYMENT CLEARING	-	-	-	0%
A/R - IN HOUSE CREDIT CARDS	13,525.00	13,525.00	-	0%
INTEREST RECEIVABLE (GENERAL FUND)	-	-	-	0%
RECEIVABLES	502,346.61	965,232.22	(462,885.61)	-48%
DUE FROM OTHER FUNDS				
DUE TO GENERAL FUND FROM OTHER FUNDS	121,398.45	80,896.56	40,501.89	50%
TOTAL CURRENT ASSETS	7,539,643.90	8,388,818.43	(849,174.53)	-10%
PREPAID PENSION CONTRIBUTION	(0.00)	183,613.39	(183,613.39)	-100%
PREPAID EXPENSES	-	-	-	0%
FIXED ASSETS				
LAND	11,634,790.52	11,634,790.52	-	0%
LAND IMPROVEMENTS	25,665,063.75	25,373,368.01	291,695.74	1%
LEASEHOLD IMPROVEMENTS	1,098,162.52	1,098,162.52	-	0%
EQUIPMENT	1,033,827.06	998,744.62	35,082.44	4%
EQUIPMENT - COMPUTERS	276,499.35	276,499.35	-	0%
EQUIPMENT - AUTOS	388,660.40	388,660.40	-	0%
CONSTRUCTION IN PROGRESS	45,713.36	79,562.58	(33,849.22)	-43%
SUBTOTAL	40,142,716.96	39,849,788.00	292,928.96	1%
ACCUMULATED DEPRECIATION	(14,871,584.88)	(14,012,977.08)	(858,607.80)	6%
SUBTOTAL	25,271,132.08	25,836,810.92	(565,678.84)	-2%
TOTAL ASSETS	32,810,775.98	34,409,242.74	(1,598,466.76)	-5%
TOTAL DEFERRED OUTFLOWS OF RESOURCES - GASB 68	1,197,908.00	951,958.00	245,950.00	26%

CHICO AREA RECREATION AND PARK DISTRICT
GENERAL FUND - FUND 2490
BALANCE SHEET
DECEMBER 2020

	DECEMBER 2020	DECEMBER 2019	Increase (Decrease)	
			\$ Change	% Change
LIABILITIES				
ACCOUNTS PAYABLE	20,364.61	32,495.79	(12,131.18)	-37%
ACCRUED EXPENSES				
ACCRUED PAYROLL	-	105,101.87	(105,101.87)	-100%
PAYROLL FEDERAL TAXES	8,447.93	9,180.34	(732.41)	-8%
PAYROLL STATE TAXES	2,127.19	2,435.05	(307.86)	-13%
PAYROLL EMPLOYEE MEDI & FICA	8,486.39	10,617.04	(2,130.65)	-20%
PAYROLL EMPLOYER MEDI & FICA LIAB	8,305.02	10,616.87	(2,311.85)	-22%
PAYROLL SDI	1,079.75	1,389.95	(310.20)	-22%
LONG TERM CARE PAY DEDUCTIONS	-	-	-	0%
PAYROLL GARNISHMENTS	668.48	612.02	56.46	9%
UNION DUES - SUPERVISORS	93.61	561.33	(467.72)	-83%
UNION DUES - PARKS	1,883.11	324.48	1,558.63	480%
CALPERS 2% AT 62	-	-	-	0%
457 EMPLOYEE CONTRIBUTIONS	4,622.00	6,152.00	(1,530.00)	-25%
EMPLOYEE MEDICAL WITHHOLDINGS	(1,530.84)	(1,530.84)	-	0%
VOUCHERS PAYABLE ACCRUAL	(100,000.00)	-	(100,000.00)	0%
ACCRUED INTEREST EXPENSE (GENERAL FUND)	-	-	-	0%
ACCRUED EXPENSES	(65,817.36)	145,460.11	(211,277.47)	-145%
DUE TO OTHER FUNDS				
DUE TO OTHER FUNDS FROM GENERAL FUND	-	-	-	0%
OTHER LIABILITIES				
BANK CHARGE CLEARING ACCOUNT	(38,902.62)	(152,713.63)	113,811.01	-75%
DEFERRED REVENUE	256,173.04	1,218,643.20	(962,470.16)	-79%
OTHER LIAB - CLASS CLEARING ACCT	4,901.70	(370.30)	5,272.00	-1424%
UNEARNED REVENUE	6,048.82	6,048.82	-	0%
PREPAID FACILITY TRANSFER	-	-	-	0%
SECURITY DEPOSITS	28,600.00	15,225.00	13,375.00	88%
SECURITY HOLDING ACCT - CLASS	4,668.11	-	4,668.11	0%
SUBTOTAL	261,489.05	1,086,833.09	(825,344.04)	-76%
TOTAL CURRENT LIABILITIES	216,036.30	1,264,788.99	(1,048,752.69)	-83%
LONG-TERM DEBT				
NET PENSION LIABILITY	2,336,424.00	2,053,235.00	283,189.00	14%
LIABILITY FOR COMPENSATED ABSENCES	225,315.02	180,726.93	44,588.09	25%
SUBTOTAL	2,561,739.02	2,233,961.93	327,777.09	15%
TOTAL LIABILITIES	2,777,775.32	3,498,750.92	(720,975.60)	-21%
TOTAL DEFERRED INFLOWS OF RESOURCES - GASB 68	523,606.00	155,654.00	367,952.00	236%

CHICO AREA RECREATION AND PARK DISTRICT
GENERAL FUND - FUND 2490
BALANCE SHEET
DECEMBER 2020

FUND BALANCE	DECEMBER 2020	DECEMBER 2019	Increase (Decrease)	
			\$ Change	% Change
SPENDABLE - COMMITTED				
SPENDABLE - COMMITTED - PETTY CASH	1,500.00	1,500.00	-	0%
SPENDABLE - COMMITTED - GENERAL RESERVE	1,900,000.00	1,200,000.00	700,000.00	58%
SUBTOTAL	1,901,500.00	1,201,500.00	700,000.00	58%
SPENDABLE - ASSIGNED				
SPENDABLE - ASSIGNED - CAPITAL OUTLAY	50,000.00	50,000.00	-	0%
SPENDABLE - ASSIGNED - LONG TERM DEBT	-	-	-	0%
SPENDABLE - ASSIGNED - ELECTION COSTS	45,000.00	45,000.00	-	0%
SPENDABLE - ASSIGNED - PENSION LIABILITY	700,000.00	700,000.00	-	0%
SPENDABLE - ASSIGNED - FUNDED DEPRECIATION	390,500.00	390,500.00	-	0%
SUBTOTAL	1,185,500.00	1,185,500.00	-	0%
SPENDABLE - UNASSIGNED	2,146,269.02	2,236,868.51	(90,599.49)	-4%
NON-SPENDABLE	25,271,132.08	26,219,719.05	(948,586.97)	-4%
TOTAL FUND BALANCE - GENERAL FUND	30,504,401.10	30,843,587.56	(339,186.46)	-1%
NET INCOME (LOSS)				
GENERAL FUND	202,901.56	992,460.94	(789,559.38)	-80%
TOTAL NET INCOME (LOSS)	202,901.56	992,460.94	(789,559.38)	-80%
TOTAL FUND BALANCE	30,707,302.66	31,836,048.50	(1,128,745.84)	-4%

FOOTNOTES:

* General Fund Cash amount includes \$3,087,000 in Reserves

CHICO AREA RECREATION AND PARK DISTRICT
EXECUTIVE SUMMARY
GENERAL FUND - FUND 2490
DECEMBER 2020
REPRESENTS 50% OF THE YEAR

	2020-2021 BUDGET	JULY 2020	AUGUST 2020	SEPTEMBER 2020	OCTOBER 2020	NOVEMBER 2020	DECEMBER 2020	2020-2021 YTD	2020-2021 % BUDGET	Remaining Budget	2019-2020 BUDGET	2019-2020 YTD	2019-2020 % BUDGET	DIFF. BY
REVENUE														
FEE BASED PROGRAM INCOME	4,011,988	225,276	120,611	201,301	83,612	246,612	261,410	1,138,822	28.4%	2,873,166	4,112,655	1,952,671	47.5%	(813,849)
OTHER INCOME	318,640	86,471	1,580	5,340	104,039	40,829	17,509	255,768	80.3%	62,872	550,988	334,995	60.8%	(79,227)
ROA PASS-THROUGH	1,350,000	-	-	-	8,048	-	751,224	759,272	56.2%	590,728	1,250,000	712,193	57.0%	47,079
INVESTMENT INCOME	40,000	-	-	-	19,090	-	-	19,090	47.7%	20,910	70,000	23,899	34.1%	(4,809)
TAX INCOME / COUNTY	3,396,500	-	-	-	213,140	-	1,651,330	1,864,470	54.9%	1,532,030	3,249,000	2,228,381	68.6%	(363,911)
TOTAL REVENUE	9,117,128	311,747	122,191	206,642	427,928	287,441	2,691,198	4,047,147	44.4%	5,079,706	9,232,643	5,261,493	57.0%	(1,214,346)
OPERATING EXPENDITURES														
SALARIES AND BENEFITS	6,523,949	447,015	357,363	316,441	472,584	371,526	313,185	2,278,114	34.9%	4,245,835	6,357,852	2,996,487	47.1%	(718,372)
SERVICES AND SUPPLIES	2,211,132	260,635	103,191	97,590	128,632	110,353	43,983	744,385	33.7%	1,466,747	2,259,348	1,043,275	46.2%	(298,890)
OPERATING TRANSFER OUT	84,447	-	-	-	-	-	-	-	-	-	-	-	-	-
CONTRIB. TO OTHER AGENCIES	15,000	9,298	-	-	-	-	-	9,298	62.0%	5,702	15,000	13,425	89.5%	(4,126)
CONTINGENCIES	25,000	-	-	-	-	-	-	-	0.0%	25,000	25,000	-	0.0%	-
NOTES PAYABLE / LEASE PYMTS	1,000	-	-	-	-	-	-	-	0.0%	1,000	81,681	-	0.0%	-
TOTAL OPERATING EXPENDITURES	8,860,528	716,948	460,554	414,031	601,217	481,879	357,168	3,031,797	34.2%	5,744,284	8,738,881	4,053,186	46.4%	(1,021,389)
NET REVENUE BEFORE SPEC. EXP.	256,600	(405,201)	(338,363)	(207,389)	(173,289)	(194,437)	2,334,030	1,015,350	395.7%	-	493,762	1,208,307	244.7%	(192,956)
SPECIALLY ALLOCATED ITEMS														
CAPITAL / REPAIR PROJECTS	1,981,500	35,424	1,380	-	-	380,593	256,524	673,921	34.0%	1,307,579	1,205,000	189,461	15.7%	484,460
CAPITAL PROJECT REIMBURSEMENT	1,500,000	(1,414)	-	-	-	1,414	-	-	0.0%	1,500,000	-	-	0.0%	-
NET CAPITAL PROJECTS	481,500	34,009	1,380	-	-	379,179	256,524	673,921	140.0%	-	1,205,000	189,461	15.7%	484,460
DEPRECIATION	-	-	-	-	-	-	-	-	0.0%	-	-	-	0.0%	-
FAIR MARKET VALUE ADJUSTMENT	-	138,528	-	-	-	-	-	138,528	0.0%	-	-	26,385	0.0%	112,143
TOTAL SPECIALLY ALLOCATED	481,500	172,537	1,380	-	-	380,593	256,524	812,449	168.7%	2,807,579	1,205,000	215,846	17.9%	112,143
TOTAL REVENUE OVER (UNDER) EXPENDITURES	(224,900)	(577,738)	(339,743)	(207,389)	(173,289)	(575,030)	2,077,506	202,902		10,823,990	(711,238)	992,461		(789,559)

CHICO AREA RECREATION AND PARK DISTRICT
 REVENUE SUMMARY
 GENERAL FUND - FUND 2490
 DECEMBER 2020
 REPRESENTS 50% OF THE YEAR

	2020-2021 BUDGET	JULY 2020	AUGUST 2020	SEPTEMBER 2020	OCTOBER 2020	NOVEMBER 2020	DECEMBER 2020	2020-2021 YTD	2020-2021 % BUDGET	Remaining Budget	2019-2020 BUDGET	2019-2020 YTD	2019-2020 % BUDGET	DIFF. BY YEAR
FEE BASED PROGRAM INCOME														
AFTER SCHOOL & CAMP PROGRAMS														
AFTERSCHOOL	2,800,642	(380,000)	38,011.94	163,301.51	54,933.39	218,879.66	232,865.69	707,612	25.3%	2,093,030	2,140,775	1,061,634	48.6%	(354,022)
CAMPS	303,205	103,137	34,288	3,351	3,855	4,010	8,177	138,816	52.4%	144,387	386,230	222,464	62.8%	(83,645)
SUBTOTAL	3,103,847	102,757	72,300	166,653	60,788	222,890	241,043	866,431	27.9%	2,237,416	2,527,005	1,304,097	51.6%	(437,667)
AQUATICS	150,487	54,969	18,885	20,482	3,347	4,100	4,100	105,884	70.4%	44,603	168,350	105,838	62.9%	45
CLASSES														
GENERAL CLASSES	60,000	1,833	859	2,043	3,316	3,628	1,303	12,983	21.6%	47,017	75,000	45,073	60.1%	(32,090)
COMMUNITY BAND	1,125	12	-	-	-	-	-	12	1.1%	1,113	1,500	1,430	95.3%	(1,418)
SENIOR ADULT CLASSES	24,000	2,120	2,408	1,892	2,401	2,240	1,710	12,771	53.2%	11,229	45,000	24,232	53.8%	(11,461)
YOUTH CLASSES	43,500	-	-	-	775	3,650	-	1,550	3.6%	41,950	101,500	48,375	47.8%	(46,625)
SUBTOTAL	128,625	3,965	3,267	3,935	6,492	6,643	3,013	27,316	21.2%	54,292	222,800	119,110	53.5%	(91,793)
ADULT SPORTS														
VOLLEYBALL & DODGEBALL	31,749	(1,269)	-	-	-	-	-	(1,269)	-4.0%	33,018	40,000	18,031	45.1%	(19,300)
BASKETBALL	26,131	-	-	-	-	-	-	-	0.0%	26,131	30,000	8,629	28.8%	(8,629)
SOFTBALL	109,794	(11,899)	-	-	-	-	-	(11,899)	-10.8%	121,693	154,200	75,890	49.2%	(87,789)
SOFTBALL TOURNIEYS	-	-	-	-	-	-	-	-	0.0%	-	60,000	27,926	46.5%	(32,722)
SOCCER	48,045	(4,795)	-	-	-	-	-	(4,795)	-10.0%	52,841	284,200	130,476	46.5%	(148,440)
SUBTOTAL	215,719	(17,964)	-	-	-	-	-	(17,964)	-8.3%	233,683	311,900	127,541	40.9%	(27,887)
NATURE CENTER														
PROGRAM FEE INCOME	163,960	49,049	23,180	6,209	6,073	6,008	9,135	99,654	60.8%	64,306	318,600	127,541	40.0%	(27,887)
GRANT FUNDING	163,960	49,049	23,180	6,209	6,073	6,008	9,135	99,654	60.8%	64,306	630,500	127,541	20.2%	(27,887)
SUBTOTAL	163,960	49,049	23,180	6,209	6,073	6,008	9,135	99,654	60.8%	64,306	630,500	127,541	20.2%	(27,887)
OTHER PROGRAMS														
SCHOLARSHIPS	(15,000)	(1,657)	(404)	(63)	(135)	(51)	70	(2,241)	14.9%	-	(20,000)	(7,024)	35.1%	4,783
CO-SPONSORED & MISCELLANEOUS	7,500	-	10	-	-	-	-	10	0.1%	7,490	15,000	5,929	39.5%	(5,919)
SPECIAL EVENTS	7,350	-	-	-	-	-	-	-	0.0%	7,350	9,300	5,688	61.2%	(5,688)
SENIOR ADULT PROGRAMS	14,500	250	-	40	(40)	(40)	-	250	1.7%	14,250	51,000	28,868	56.6%	(28,318)
YOUTH SPORTS	235,000	33,906	3,373	4,046	7,045	7,062	4,050	59,462	25.3%	175,518	224,500	132,447	59.0%	(72,965)
SUBTOTAL	248,350	32,499	2,979	4,023	6,911	6,971	4,119	57,502	23.1%	204,608	279,800	165,609	59.2%	(108,107)
TOTAL FEE BASED PROGRAMS	4,011,988	225,276	120,611	201,301	83,612	246,612	261,410	1,138,822	28.4%	2,885,925	4,112,655	1,952,871	47.9%	(813,849)
OTHER INCOME														
FACILITY RENTAL INCOME	222,250	7,481	(4,197)	2,627	9,906	6,380	4,732	26,928	12.1%	195,322	425,550	172,336	40.5%	(145,099)
REBATES & REBURSED COSTS	30,000	42,375	3,199	2,783	89,694	16,131	12,212	166,394	554.6%	35,000	35,000	149,544	427.3%	16,860
REBURSEMENTS - CITY PARKS	51,300	29,401	-	-	-	18,598	-	45,999	89.5%	5,391	63,438	4,510	7.1%	(41,388)
MISCELLANEOUS	4,000	7,214	45	15	1,900	1,721	-	10,895	272.4%	-	10,000	5,004	50.0%	5,881
ENDOWMENTS	10,000	-	2,595	-	-	-	-	2,595	25.9%	7,405	11,000	1,000	9.1%	(2,595)
DONATIONS	1,000	-	(62)	(84)	2,539	-	565	2,958	295.8%	-	6,000	3,502	58.4%	(544)
TOTAL OTHER INCOME	318,640	86,471	1,580	5,340	104,039	40,829	17,989	285,768	80.3%	208,119	550,888	334,895	60.8%	(79,227)
REVENUE FROM OTHER AGENCIES														
RDA PASSTHROUGH	1,350,000	-	-	-	8,048	-	751,224	759,272	56.2%	590,728	1,250,000	712,193	57.0%	47,079
INVESTMENT INCOME	40,000	-	-	-	19,090	-	20,910	19,090	47.7%	20,910	70,000	23,899	34.1%	(4,809)
TAX INCOME / COUNTY	3,396,500	-	-	-	213,140	-	1,651,330	1,864,470	54.9%	1,332,030	3,249,000	2,228,381	68.6%	(363,911)
BACKELL TAX INCOME	1,500,000	(1,414)	-	-	-	1,414	-	9,725	0.0%	-	-	9,354	0.0%	371
REBURSEMENT - CAPITAL PROJECTS	1,500,000	-	-	-	-	-	2,412,279	2,652,557	55.4%	2,143,668	4,569,000	2,973,827	65.1%	(321,270)
TOTAL REVENUE FROM OTHER AGENCIES	4,786,500	-	-	-	240,278	-	2,412,279	2,652,557	55.4%	2,143,668	9,232,843	5,261,493	57.0%	(1,214,346)
TOTAL REVENUE	10,617,128	310,333	122,191	206,642	427,928	288,856	2,651,198	4,047,147	38.1%	5,237,712	9,232,843	5,261,493	57.0%	(1,214,346)

CHICO AREA RECREATION AND PARK DISTRICT
SALARIES AND BENEFITS SUMMARY
GENERAL FUND - FUND 2490
DECEMBER 2020
REPRESENTS 50% OF THE YEAR

	2020-2021 BUDGET	JULY 2020	AUGUST 2020	SEPTEMBER 2020	OCTOBER 2020	NOVEMBER 2020	DECEMBER 2020	2020-2021 YTD	2020-2021 % BUDGET	2019-2020 BUDGET	2019-2020 YTD	2019-2020 % BUDGET	DIFF. BY YEAR
SALARIES													
FULL-TIME SALARIES	2,289,000	147,706	170,856.56	172,731.77	255,775.88	166,757.86	169,760.30	1,083,588	47.3%	2,316,000	1,163,243	50.2%	(79,655)
PART-TIME SALARIES	2,559,743	136,128	123,428.09	81,448.64	136,511.80	71,781.27	79,941.99	621,029	24.3%	2,635,721	1,165,363	44.2%	(608,733)
ACCUMULATED LEAVE	41,000	-	-	-	-	-	-	-	0.0%	36,000	-	0.0%	36,000
INSTRUCTORS	78,005	1,372	392.00	1,685.60	3,005.10	2,086.00	530.60	17,285	22.2%	102,764	49,484	48.2%	32,199
SUBTOTAL	4,967,748	285,206	294,676.65	255,866.01	395,292.78	240,627.13	250,232.89	1,721,901	34.7%	5,090,485	2,378,089	46.7%	(656,188)
BENEFITS													
FICA	384,000	21,314	21,722.36	18,813.41	29,444.32	17,803.01	18,415.75	127,513	32.4%	384,000	177,859	46.3%	(50,347)
RETIREMENT - GASB 68	536,000	33,457	33,738.03	34,044.08	42,685.66	33,442.36	33,288.25	210,555	39.3%	535,000	200,876	37.5%	9,779
HEALTH INSURANCE	-	-	-	-	-	-	-	-	0.0%	-	-	0.0%	-
COBRA	377,500	22,871	24,660.63	25,152.63	22,596.48	24,869.31	28,682.56	148,633	39.4%	372,500	188,794	50.7%	(39,961)
UNEMPLOYMENT INSURANCE	300,000	-	-	-	-	-	-	-	0.0%	-	-	0.0%	-
WORKERS COMP INSURANCE	117,000	101,601	-	-	-	72,218.76	-	72,219	24.1%	35,000	2,780	7.9%	69,438
ALLOCATION TO OTHER FUNDS	(168,299)	(17,435)	(17,434.84)	(17,434.84)	(17,434.84)	(17,434.84)	(17,434.84)	(104,609)	86.8%	142,000	148,654	104.7%	(47,053)
SUBTOTAL	1,556,201	161,809	62,686.18	60,575.28	77,291.62	130,898.60	62,951.72	556,212	35.7%	1,267,367	618,397	48.8%	(62,185)
TOTAL SALARIES AND BENEFITS	6,523,949	447,015	357,362.83	316,441.29	472,584.40	371,525.73	313,184.61	2,278,114	34.9%	6,357,852	2,996,487	47.1%	(718,373)

CHICO AREA RECREATION AND PARK DISTRICT
 SERVICES AND SUPPLIES SUMMARY
 GENERAL FUND - FUND 2490
 DECEMBER 2020
 REPRESENTS 90% OF THE YEAR

2020-2021 BUDGET	2020-2021												Remaining Budget	2019-2020 YTD	2019-2020 % BUDGET	DIFF. BY YEAR
	JULY 2020	AUGUST 2020	SEPTEMBER 2020	OCTOBER 2020	NOVEMBER 2020	DECEMBER 2020	YTD	% BUDGET								
10,000	-	-	-	637	340	544	15.2%	1,521	15.2%	8,479	35,000	4.33%	12.4%	(2,818)		
39,643	21	174	7,000	95	12,681	1,184	32.2%	12,626	32.2%	25,817	33,220	9.69%	27.5%	3,130		
52,173	4,580	3,100	2,912	775	281	2,298	19.5%	21,653	19.5%	5,637	7,000	3.65%	52.1%	(2,287)		
46,660	2,041	2,041	2,089	3,034	4,352	2,298	41.5%	12,960	41.5%	33,640	53,575	23.12%	43.2%	(1,475)		
140,000	38	38	20	2,800	2,089	1,149	3.8%	78	3.8%	1,972	2,050	4.72%	23.0%	(394)		
5,000	26	26	28	3,660	168	75	98.8%	138,258	98.8%	1,742	100,578	100.57%	98.8%	37,681		
20,300	1,651	1,663	420	2,355	437	638	26.4%	3,957	26.4%	11,043	8,000	3.06%	37.6%	951		
250	-	-	-	-	305	102	35.4%	718	35.4%	13,115	18,000	8.07%	44.9%	(894)		
12,500	268	705	1,263	-	305	-	291.0%	728	291.0%	-	1,750	-	0.0%	500		
15,000	489	2,506	316	-	2,245	1,184	0.0%	6,443	0.0%	6,057	12,500	5.73%	45.9%	707		
4,000	161	161	-	2,991	2,991	1,846	43.1%	6,463	43.1%	8,537	13,400	12.38%	92.4%	(5,917)		
83,050	7,675	2,888	3,263	8,519	4,062	728	2.0%	82	2.0%	3,918	4,000	8.30%	20.7%	(748)		
6,350	765	250	199	739	184	171	32.7%	2,307	32.7%	55,914	76,750	34.44%	44.9%	(7,313)		
4,950	34	34	727	585	-	-	38.3%	1,346	38.3%	4,043	6,000	2,331	38.9%	(24)		
3,650	160	134	172	266	585	-	27.2%	294	27.2%	3,604	4,250	1,399	32.9%	(53)		
24,000	385	1,146	172	120	224	4,866	8.1%	294	8.1%	3,356	3,650	1,133	31.0%	(839)		
18,000	217	363	135	586	120	4,866	67.5%	16,192	67.5%	7,808	19,500	15,533	79.7%	659		
935,120	61,058	35,873	50,228	43,588	39,985	29,178	9.2%	259,907	9.2%	675,213	25,000	7,637	30.5%	(5,977)		
22,000	-	-	282	20	-	-	1.4%	302	1.4%	21,698	22,000	11,832	53.8%	(171,184)		
5,400	(172)	-	-	172	266	-	4.9%	266	4.9%	5,134	5,400	1,232	22.8%	(966)		
2,000	500	500	500	-	-	-	50.0%	1,000	50.0%	1,000	2,000	2,000	0.0%	1,000		
3,550	-	-	-	99	321	32	12.8%	453	12.8%	3,097	3,500	768	22.0%	(316)		
9,000	1,173	2,527	318	909	368	675	10.9%	984	10.9%	8,016	4,000	4,208	105.2%	(3,224)		
231,876	1,627	487	667	6,463	2,698	13	107.6%	11,975	107.6%	219,901	9,000	2,209	24.5%	7,479		
5,000	331	487	667	6,463	2,698	13	5.2%	11,975	5.2%	5,000	242,688	93,627	38.6%	(81,651)		
40,000	331	2,188	2,226	2,700	2,208	1,963	0.0%	11,615	0.0%	5,000	5,000	915	18.3%	(915)		
3,300	550	550	1,550	550	550	50	28.0%	3,850	28.0%	28,385	40,000	19,968	49.9%	(8,352)		
10,000	550	550	600	550	550	50	36.5%	3,850	36.5%	3,300	1,900	2,041	107.4%	(2,041)		
1,500	-	-	-	-	-	-	0.0%	-	0.0%	6,150	10,000	4,018	40.2%	(1,688)		
15,000	-	-	-	520	-	-	3.5%	520	3.5%	14,480	25,000	13,652	54.6%	(13,132)		
1,796,264	57,099	67,316	95,232	77,925	43,983	31.4%	563,514	31.4%	1,234,416	1,857,783	842,975	45.4%	(280,152)			
95,400	10,225	15,273	4,623	7,049	8,264	-	47.6%	45,434	47.6%	49,966	78,715	46,707	59.3%	(1,273)		
255,218	29,625	29,625	24,268	23,323	19,289	-	48.3%	123,349	48.3%	131,869	264,600	140,068	52.9%	(16,719)		
97,860	1,151	387	574	2,290	4,135	-	14.8%	8,537	14.8%	49,313	52,300	10,836	20.7%	(2,300)		
5,400	457	808	808	739	739	-	55.5%	3,551	55.5%	2,849	5,900	2,688	45.6%	863		
414,868	38,677	46,092	30,273	33,400	32,428	-	43.6%	180,871	43.6%	233,997	401,565	200,300	49.9%	(19,428)		
2,211,132	260,635	103,191	97,590	128,632	110,353	43,983	33.7%	744,385	33.7%	1,468,413	2,259,348	1,043,275	46.2%	(299,560)		

CHICO AREA RECREATION AND PARK DISTRICT
 PARK IMPACT FEE FUND - FUND 2480
 BALANCE SHEET
 DECEMBER 2020

	DECEMBER 2020	DECEMBER 2019	Increase (Decrease)	
			\$ Change	% Change
ASSETS				
CASH				
CASH ON DEPOSIT WITH COUNTY (PARK FUND)	286,456.44	235,177.05	51,279.39	22%
SUBTOTAL	286,456.44	235,177.05	51,279.39	22%
FMV ADJUSTMENT (PARK FUND)	-	-	-	0%
RECEIVABLES				
ACCOUNTS RECEIVABLE	11,875.00	-	11,875.00	0%
INTEREST RECEIVABLE (PARK FUND)	-	-	-	0%
RECEIVABLES	11,875.00	-	11,875.00	0%
DUE FROM OTHER FUNDS				
DUE TO PARK FUND FROM OTHER FUNDS	-	-	-	0%
TOTAL CURRENT ASSETS	298,331.44	235,177.05	63,154.39	27%
TOTAL ASSETS	298,331.44	235,177.05	63,154.39	27%
LIABILITIES				
ACCOUNTS PAYABLE	-	-	-	0%
ACCRUED EXPENSES				
ACCRUED INTEREST EXPENSE (PARK FUND)	-	-	-	0%
ACCRUED EXPENSES	-	-	-	0%
DUE TO OTHER FUNDS				
DUE TO GENERAL FUND FROM PARK FUND	-	-	-	0%
TOTAL CURRENT LIABILITIES	-	-	-	0%
TOTAL LIABILITIES	-	-	-	0%
FUND BALANCE				
FUND BALANCE - PARK FUND	283,851.62	118,834.67	165,016.95	139%
NET INCOME (LOSS)				
PARK FUND	14,479.82	26,192.17	(11,712.35)	-45%
TOTAL FUND BALANCE	298,331.44	145,026.84	153,304.60	106%

FOOTNOTES:

CHICO AREA RECREATION AND PARK DISTRICT
EXECUTIVE SUMMARY OF REVENUES AND EXPENDITURES
PARK IMPACT FEE FUND - FUND 2480
DECEMBER 2020
REPRESENTS 50% OF THE YEAR

	2020-2021 BUDGET	JULY 2020	AUGUST 2020	SEPTEMBER 2020	OCTOBER 2020	NOVEMBER 2020	DECEMBER 2020	2020-2021 YTD	2020-2021 % BUDGET	Remaining Budget	2019-2020 BUDGET	2019-2020 YTD	2019-2020 % BUDGET	DIFF. BY YEAR
INCOME														
PARK IMPACT FEES	70,000	2,375.00	7,125.00	2,375.00	2,375.00	4,750.00	-	19,000.00	27.1%	51,000.00	80,000	26,125.00	32.7%	(7,125.00)
INTEREST INCOME	700	-	-	-	924.66	-	-	924.66	132.1%	-	1,500	896.37	59.9%	26.29
FAIR MARKET VALUE ADJUSTMENT	-	(5,444.84)	-	-	-	-	-	(5,444.84)	0.0%	5,444.84	-	(831.20)	0.0%	(4,613.64)
TOTAL INCOME	70,700	(3,069.84)	7,125.00	2,375.00	3,299.66	4,750.00	-	14,479.82	20.5%	56,444.84	81,500	26,192.17	32.1%	(11,712.35)
NOTES PAYABLE / LEASE PYMTS														
	-	-	-	-	-	-	-	-	0.0%	-	80,935	-	0.0%	-
TOTAL INCOME OVER (UNDER) EXPENDITURES	70,700	(3,069.84)	7,125.00	2,375.00	3,299.66	4,750.00	-	14,479.82			565	26,192.17		(11,712.35)

CHICO AREA RECREATION AND PARK DISTRICT
OAK WAY PARK FUND - FUND 2495
BALANCE SHEET
DECEMBER 2020

	DECEMBER 2020	DECEMBER 2019	Increase (Decrease)	
			\$ Change	% Change
ASSETS				
CASH				
CASH ON DEPOSIT WITH COUNTY (OAK WAY)	12,573.81	12,723	(149.17)	0%
SUBTOTAL	12,573.81	12,723	(149.17)	0%
FMV ADJUSTMENT (OAK WAY)	-	-	-	0%
RECEIVABLES				
ACCOUNTS RECEIVABLE	-	-	-	0%
INTEREST RECEIVABLE (OAK WAY)	-	-	-	0%
RECEIVABLES	-	-	-	0%
DUE FROM OTHER FUNDS				
DUE TO OAK WAY PARK FUND FROM OTHER FUNDS	-	-	-	0%
TOTAL CURRENT ASSETS	12,573.81	12,722.98	(149.17)	-1%
TOTAL ASSETS	12,573.81	12,722.98	(149.17)	-1%
LIABILITIES				
ACCOUNTS PAYABLE	-	-	-	0%
ACCRUED EXPENSES				
VOUCHERS PAYABLE ACCRUAL	-	-	-	0%
ACCRUED EXPENSES	-	-	-	0%
DUE TO OTHER FUNDS				
DUE TO OTHER FUNDS	40,847.57	30,613.38	10,234.19	33%
TOTAL CURRENT LIABILITIES	40,847.57	30,613.38	10,234.19	33%
TOTAL LIABILITIES	40,847.57	30,613.38	10,234.19	33%
FUND BALANCE				
FUND BALANCE - OAK WAY	76.59	1,404.90	(1,328.31)	-95%
NET INCOME (LOSS)				
OAK WAY NET INCOME (LOSS)	(28,350.35)	(27,577.05)	(773.30)	3%
TOTAL FUND BALANCE	(28,273.76)	(26,172.15)	(2,101.61)	8%

FOOTNOTES:

CHICO AREA RECREATION AND PARK DISTRICT
 EXECUTIVE SUMMARY OF REVENUES AND EXPENDITURES
 OAKWAY PARK FUND - FUND 2466
 DECEMBER 2020
 REPRESENTS 50% OF THE YEAR

	2020-2021 BUDGET	JULY 2020	AUGUST 2020	SEPTEMBER 2020	OCTOBER 2020	NOVEMBER 2020	DECEMBER 2020	2020-2021 YTD	2020-2021 % BUDGET	Remaining Budget	2019-2020 BUDGET	2019-2020 YTD	2019-2020 % BUDGET	DIFF BY YEAR
INCOME														
ASSESSMENTS	23,752	-	-	-	-	-	12,497.00	12,497.00	52.6%	11,255.00	23,164	12,560.35	54.2%	(63.35)
INTEREST	-	-	-	0.22	-	-	-	0.22	0.0%	-	300	0.29	0.1%	(0.07)
OPERATING TRANSFER IN	60,184	-	-	-	-	-	-	-	0.0%	60,184.00	-	-	0.0%	-
FAIR MARKET VALUE ADJUSTMENT	-	-	-	-	-	-	-	-	0.0%	-	-	-	0.0%	-
TOTAL INCOME	83,936	-	-	-	0.22	-	12,497.00	12,497.22	14.9%	71,439.00	23,464	12,560.64	53.5%	(63.42)
OPERATING EXPENDITURES														
SALARIES AND BENEFITS	63,689	5,307.36	5,307.36	5,307.36	5,307.36	5,307.36	5,307.36	31,844.16	50.0%	31,844.84	61,227	30,613.38	50.0%	1,230.78
SERVICES AND SUPPLIES														
AGRICULTURE	1,800	-	-	-	-	340.47	-	340.47	18.9%	1,459.53	1,800	1,568.42	87.1%	(1,227.95)
HOUSEHOLD SUPPLIES	2,500	356.20	254.14	-	367.07	-	298.53	1,275.94	51.0%	1,224.06	2,500	1,084.21	43.4%	191.73
STRUCTURES & GROUNDS	4,000	755.11	324.37	168.54	193.59	105.77	298.97	1,847.35	46.2%	2,152.65	4,500	897.25	19.9%	950.10
VANDALISM	100	-	-	-	-	-	-	-	0.0%	100.00	-	-	0.0%	-
EQUIPMENT RENTS	500	-	-	-	-	-	-	-	0.0%	500.00	-	-	0.0%	-
CONTRACT SERVICES	6,847	290.33	2,450.74	290.33	-	580.66	290.33	3,902.39	57.0%	2,944.61	6,600	3,829.99	58.0%	72.40
WATER	1,500	97.05	101.39	103.57	105.91	105.98	-	513.90	34.3%	986.10	1,500	662.08	44.1%	(148.18)
ELECTRIC	3,000	1,123.36	-	-	-	-	-	1,123.36	37.4%	1,876.64	3,300	1,482.36	44.9%	(359.00)
SUBTOTAL	20,247	2,622.05	3,130.64	562.44	666.57	1,132.88	888.83	9,003.41	44.5%	11,243.59	20,200	9,524.31	47.2%	(520.90)
TOTAL OPERATING EXPENDITURES	83,936	7,929.41	8,438.00	5,868.80	5,973.93	6,440.24	6,196.19	40,847.57	48.7%	43,088.43	81,427	40,137.69	49.3%	709.86
TOTAL INCOME OVER (UNDER) EXPENDITURES	-	(7,929.41)	(8,438.00)	(5,868.80)	(5,973.71)	(6,440.24)	6,300.81	(28,350.35)			(57,963)	(27,577.05)		(773.30)

CHICO AREA RECREATION AND PARK DISTRICT
 PETERSON PARK FUND - FUND 2497
 BALANCE SHEET
 DECEMBER 2020

	DECEMBER 2020	DECEMBER 2019	Increase (Decrease)	
			\$ Change	% Change
ASSETS				
CASH				
CASH ON DEPOSIT WITH COUNTY (PETERSON PARK)	23,324.94	23,482.80	(157.86)	0.0%
SUBTOTAL	23,324.94	23,482.80	(157.86)	0.0%
FMV ADJUSTMENT (PETERSON PARK)	-	-	-	0.0%
RECEIVABLES				
ACCOUNTS RECEIVABLE	-	-	-	0.0%
INTEREST RECEIVABLE (PETERSON PARK)	-	-	-	0.0%
RECEIVABLES	-	-	-	0.0%
DUE FROM OTHER FUNDS				
DUE TO PETERSON PARK FUND FROM OTHER FUNDS	-	-	-	0.0%
TOTAL CURRENT ASSETS	23,324.94	23,482.80	(157.86)	-0.7%
PREPAID EXPENSES	-	-	-	0.0%
TOTAL ASSETS	23,324.94	23,482.80	(157.86)	-0.7%
LIABILITIES				
ACCOUNTS PAYABLE	-	-	-	0.0%
ACCRUED EXPENSES				
VOUCHERS PAYABLE ACCRUAL	-	-	-	0%
ACCRUED EXPENSES	-	-	-	0%
DUE TO OTHER FUNDS				
DUE TO OTHER FUNDS FROM PETERSON PARK FUND	38,143.41	19,669.80	18,473.61	93.9%
TOTAL CURRENT LIABILITIES	38,143.41	19,669.80	18,473.61	93.9%
TOTAL LIABILITIES	38,143.41	19,669.80	18,473.61	93.9%
FUND BALANCE				
FUND BALANCE - PETERSON PARK	140.59	1,012.75	(872.16)	-86.1%
NET INCOME (LOSS)				
PETERSON PARK NET INCOME (LOSS)	(14,959.06)	(12,150.43)	(2,808.63)	23.1%
TOTAL FUND BALANCE	(14,818.47)	(11,137.68)	(3,680.79)	33.0%

FOOTNOTES:

CHICO AREA RECREATION AND PARK DISTRICT
 EXECUTIVE SUMMARY OF REVENUES AND EXPENDITURES
 PETERSON PARK FUND - FUND 2497
 DECEMBER 2020
 REPRESENTS 50% OF THE YEAR

	2020-2021 BUDGET	JULY 2020	AUGUST 2020	SEPTEMBER 2020	OCTOBER 2020	NOVEMBER 2020	DECEMBER 2020	2020-2021 YTD	% BUDGET	Remaining Budget	2019-2020 BUDGET	2019-2020 YTD	% BUDGET	DIFF. BY YEAR
INCOME														
ASSESSMENTS	42,490	-	-	-	-	-	23,183.95	23,183.95	54.6%	19,306.05	42,490	23,218.95	54.6%	(35.00)
INTEREST	-	-	-	-	-	-	-	-	0.0%	-	400	0.48	0.1%	(0.06)
OPERATING TRANSFER IN	24,263	-	-	-	0.40	-	-	0.40	0.0%	24,263.00	-	-	0.0%	-
FAIR MARKET VALUE ADJUSTMENT	-	-	-	-	-	-	-	-	0.0%	-	-	-	0.0%	-
TOTAL INCOME	66,753	-	-	-	0.40	-	23,183.95	23,184.35	34.7%	43,569.05	42,890	23,219.43	54.1%	(36.08)
OPERATING EXPENDITURES														
SALARIES AND BENEFITS	40,921	3,410.06	3,410.06	3,410.06	3,410.06	3,410.06	3,410.06	20,460.36	50.0%	20,460.64	39,340	19,669.80	50.0%	790.56
SERVICES AND SUPPLIES														
AGRICULTURE	1,850	-	-	-	-	464.92	-	464.92	25.1%	1,385.08	1,850	739.82	40.0%	(274.90)
HOUSEHOLD SUPPLIES	-	-	-	-	-	-	-	-	0.0%	-	-	-	0.0%	-
STRUCTURES & GROUNDS	2,500	1,143.36	-	-	227.19	-	-	1,370.55	54.8%	1,129.45	2,500	213.27	8.5%	1,157.28
VANDALISM	-	-	-	-	-	-	-	-	0.0%	-	100	-	0.0%	-
EQUIPMENT RENTS	-	-	-	-	-	-	-	-	0.0%	-	-	-	0.0%	-
SMALL TOOLS	-	-	-	-	-	-	-	-	0.0%	-	-	-	0.0%	-
CONTRACT SERVICES	4,182	-	2,450.75	-	-	-	-	2,450.75	58.6%	1,731.25	4,000	2,398.94	60.0%	51.81
WATER	17,000	3,012.56	5,342.08	-	2,300.62	2,672.55	-	13,327.81	78.4%	3,672.19	17,000	12,278.98	72.2%	1,048.83
ELECTRIC	300	12.88	14.55	14.75	13.82	13.02	-	69.02	23.0%	230.98	300	69.05	23.0%	(0.03)
SUBTOTAL	25,832	4,168.80	7,807.38	14.75	2,541.63	3,150.49	-	17,683.05	68.5%	8,148.95	25,750	15,700.06	61.0%	1,982.99
OPERATING EXPENDITURES	66,753	7,578.86	11,217.44	3,424.81	5,951.69	6,560.55	3,410.06	38,143.41	57.1%	28,609.59	65,090	35,369.86	54.3%	2,773.55
TOTAL INCOME OVER (UNDER) EXPENDITURES	-	(7,578.86)	(11,217.44)	(3,424.81)	(5,951.29)	(6,560.55)	19,773.89	(14,959.06)			(22,200)	(12,150.43)		(2,808.63)

CHICO AREA RECREATION AND PARK DISTRICT
 BARONI PARK FUND - FUND 2498
 BALANCE SHEET
 DECEMBER 2020

	DECEMBER 2020	DECEMBER 2019	Increase (Decrease)	
			\$ Change	% Change
ASSETS				
CASH				
CASH ON DEPOSIT WITH COUNTY (BARONI PARK)	124,608.97	116,651.17	7,957.80	7%
SUBTOTAL	124,608.97	116,651.17	7,957.80	7%
FMV ADJUSTMENT (BARONI PARK)	-	-	-	0%
RECEIVABLES				
ACCOUNTS RECEIVABLE	-	-	-	0%
INTEREST RECEIVABLE (BARONI PARK)	-	-	-	0%
RECEIVABLES	-	-	-	0%
DUE FROM OTHER FUNDS				
DUE TO BARONI PARK FUND FROM OTHER FUNDS	-	-	-	0%
TOTAL CURRENT ASSETS	124,608.97	116,651.17	7,957.80	7%
PREPAID EXPENSES	-	-	-	0%
TOTAL ASSETS	124,608.97	116,651.17	7,957.80	7%
LIABILITIES				
ACCOUNTS PAYABLE	-	-	-	0%
ACCRUED EXPENSES				
VOUCHERS PAYABLE ACCRUAL	-	-	-	0%
ACCRUED EXPENSES	-	-	-	0%
DUE TO OTHER FUNDS				
DUE TO OTHER FUNDS FROM BARONI PARK FUND	42,407.47	30,613.38	11,794.09	39%
TOTAL CURRENT LIABILITIES	42,407.47	30,613.38	11,794.09	39%
TOTAL LIABILITIES	42,407.47	30,613.38	11,794.09	39%
FUND BALANCE				
FUND BALANCE - BARONI PARK	77,530.64	63,352.73	14,177.91	22%
NET INCOME (LOSS)				
BARONI PARK NET INCOME (LOSS)	4,670.86	6,815.02	(2,144.16)	-31%
TOTAL FUND BALANCE	82,201.50	70,167.75	12,033.75	17%

FOOTNOTES:

CHICO AREA RECREATION AND PARK DISTRICT
EXECUTIVE SUMMARY OF REVENUES AND EXPENDITURES
BARONI PARK FUND - FUND 2498
DECEMBER 2020
REPRESENTS 50% OF THE YEAR

	2020-2021 BUDGET	JULY 2020	AUGUST 2020	SEPTEMBER 2020	OCTOBER 2020	NOVEMBER 2020	DECEMBER 2020	2020-2021 YTD	2020-2021 % BUDGET	Remaining Budget	2019-2020 BUDGET	2019-2020 YTD	2019-2020 % BUDGET	DIFF. BY YEAR
INCOME														
ASSESSMENTS	85,689	-	-	-	-	-	48,385.22	48,385.22	56.5%	37,303.78	83,227	47,560.03	57.2%	805.19
INTEREST	300	-	-	-	253.71	-	-	253.71	84.6%	46.29	1,000	291.28	29.1%	(37.57)
OPERATING TRANSFER IN	-	-	-	-	-	-	-	-	0.0%	-	-	-	0.0%	-
FAIR MARKET VALUE ADJUSTMENT	-	(1,560.60)	-	-	-	-	-	(1,560.60)	0.0%	1,560.60	-	(283.06)	0.0%	(1,277.54)
TOTAL INCOME	85,989	(1,560.60)	-	-	253.71	-	48,385.22	47,078.33	54.7%	38,910.67	84,227	47,568.25	56.5%	(509.92)
OPERATING EXPENDITURES														
SALARIES AND BENEFITS	63,689	5,307.36	5,307.36	5,307.36	5,307.36	5,307.36	5,307.36	31,844.16	50.0%	31,844.84	61,227	30,613.38	50.0%	1,230.78
SERVICES AND SUPPLIES	1,100	-	-	-	-	195.07	-	195.07	17.7%	904.93	1,100	355.21	32.3%	(160.14)
AGRICULTURE	-	-	-	-	-	-	-	-	0.0%	-	-	-	0.0%	-
HOUSEHOLD SUPPLIES	1,500	-	-	-	-	-	-	-	0.0%	-	1,500	963.37	64.2%	966.84
STRUCTURES & GROUNDS	100	1,116.04	263.83	236.70	221.67	91.97	-	1,930.21	128.7%	100.00	100	-	0.0%	-
VANDALISM	-	-	-	-	-	-	-	-	0.0%	-	-	-	0.0%	-
EQUIPMENT RENTS	4,100	-	2,450.75	-	-	-	-	2,450.75	59.8%	1,649.25	4,100	2,398.95	58.5%	51.80
CONTRACT SERVICES	10,000	1,943.29	1,573.18	983.16	1,076.29	411.36	-	5,987.28	59.9%	4,012.72	10,000	6,442.32	64.4%	(455.04)
WATER	200	-	-	-	-	-	-	-	0.0%	200.00	200	-	0.0%	-
ELECTRIC	-	-	-	-	-	-	-	-	0.0%	-	-	-	0.0%	-
SUBTOTAL	17,000	3,059.33	4,287.76	1,219.86	1,297.96	698.40	-	10,563.31	62.1%	6,866.90	17,000	10,159.85	59.8%	403.46
TOTAL OPERATING EXPENDITURES	80,689	8,366.69	9,595.12	6,527.22	6,605.32	6,005.76	5,307.36	42,407.47	52.6%	38,711.74	78,227	40,773.23	52.1%	1,634.24
TOTAL INCOME OVER (UNDER) EXPENDITURES	5,300	(9,927.29)	(9,595.12)	(6,527.22)	(6,351.61)	(6,005.76)	43,077.86	4,670.86			6,000	6,815.02		(2,144.16)

CHICO AREA RECREATION AND PARK DISTRICT
 ROTARY FUND - FUND 2486
 BALANCE SHEET
 DECEMBER 2020

	DECEMBER 2020	DECEMBER 2019	Increase (Decrease)	
			\$ Change	% Change
ASSETS				
CASH				
CASH ON DEPOSIT WITH COUNTY (ROTARY)	16,534.52	16,534.52	-	0%
SUBTOTAL	16,534.52	16,534.52	-	0%
FMV ADJUSTMENT (ROTARY FUND)	-	-	-	0%
RECEIVABLES				
ACCOUNTS RECEIVABLE	-	-	-	0%
RECEIVABLES	-	-	-	0%
DUE FROM OTHER FUNDS				
DUE TO ROTARY FUND FROM OTHER FUNDS	-	-	-	0%
TOTAL CURRENT ASSETS	16,534.52	16,534.52	-	0%
PREPAID EXPENSES	-	-	-	0%
TOTAL ASSETS	16,534.52	16,534.52	-	0%
LIABILITIES				
ACCOUNTS PAYABLE	-	-	-	0%
DUE TO OTHER FUNDS				
DUE TO OTHER FUNDS FROM ROTARY FUND	-	-	-	0%
TOTAL CURRENT LIABILITIES	-	-	-	0%
TOTAL LIABILITIES	-	-	-	0%
FUND BALANCE				
FUND BALANCE - ROTARY FUND	16,534.52	16,534.52	-	0%
NET INCOME (LOSS)				
ROTARY FUND NET INCOME (LOSS)	-	-	-	0%
TOTAL FUND BALANCE	16,534.52	16,534.52	-	0%

FOOTNOTES:

CHICO AREA RECREATION AND PARK DISTRICT
EXECUTIVE SUMMARY OF REVENUES AND EXPENDITURES
ROTARY FUND - FUND 2486
DECEMBER 2020
REPRESENTS 50% OF THE YEAR

	2020-2021 BUDGET	JULY 2020	AUGUST 2020	SEPTEMBER 2020	OCTOBER 2020	NOVEMBER 2020	DECEMBER 2020	2020-2021 YTD	2020-2021 % BUDGET	Remaining Budget	2019-2020 BUDGET	2019-2020 YTD	2019-2020 % BUDGET	DIFF. BY YEAR
INCOME														
MISCELLANEOUS REVENUE	-	-	-	-	-	-	-	-	0.0%	-	-	-	0.0%	-
FAIR MARKET VALUE ADJUSTMENT	-	(342.10)	-	-	-	-	-	(342.10)	0.0%	342.10	-	-	0.0%	(342.10)
TOTAL INCOME	-	(342.10)	-	-	-	-	-	(342.10)	0.0%	342.10	-	-	0.0%	(342.10)
SERVICES & SUPPLIES														
	-	-	-	-	-	-	-	-	0.0%	-	-	-	0.0%	-
TOTAL INCOME OVER (UNDER) EXPENDITURES	-	(342.10)	-	-	-	-	-	(342.10)			-	-		(342.10)

CHICO AREA RECREATION AND PARK DISTRICT (CARD)
545 Vallombrosa Ave. Chico, CA 95926 895-4711

Accounts Payable Check Register

December 2020

Salary & Benefits	73.07
Service & Supply	14,773.59
Contributions to other Agency	-
Principal Repayment	-
Interest Expense	-
Fixed Assets	-
TOTAL	14,846.66
Check #'s	74415-74444

Approved by the Board of Directors

January 21, 2021

Tom Lando
Board Chair

Jason Bougie
Parks and Recreation Director

CHICO AREA RECREATION AND PARK DISTRICT
545 Vallombrosa Ave. Chico, CA 95926 (530) 895-4711
January 12, 2021

CHECK REGISTER FUND 2490 FY 20/21


<u>Date</u>	<u>Ck. Num.</u>	<u>Payee</u>	<u>Amount</u>	<u>Account</u>
01/12/2021	074415	BUTTE COUNTY SHERIFF'S OFFICE	\$ 50.00	510000
01/12/2021	074416	CA STATE DISBURSEMENT UNIT	\$ 23.07	510000
01/12/2021	074417	ASCAP	\$ 1,175.00	520000
01/12/2021	074418	BATTERIES PLUS BULBS # 311	\$ 83.25	520000
01/12/2021	074419	BAY AREA DRIVING SCHOOL, INC.	\$ 50.40	520000
01/12/2021	074420	BURKE, WILLIAMS & SORENSEN, LLP	\$ 274.54	520000
01/12/2021	074421	C&M AUTOMOTIVE	\$ 1,125.73	520000
01/12/2021	074422	CHICO PRINCESS PARTIES, LLC	\$ 858.00	520000
01/12/2021	074423	CITY OF CHICO	\$ 1,545.78	520000
01/12/2021	074424	COMMERCIAL TIRE WAREHOUSE	\$ 30.00	520000
01/12/2021	074425	EWING IRRIGATION PRODUCTS, INC.	\$ 108.69	520000
01/12/2021	074426	FASTENAL COMPANY	\$ 27.94	520000
01/12/2021	074427	FRANCESCA SHAFFER	\$ 12.73	520000
01/12/2021	074428	HOLIDAY POOLS & SPAS	\$ 315.95	520000
01/12/2021	074429	INDUSTRIAL POWER PRODUCTS	\$ 66.11	520000
01/12/2021	074430	J.C. NELSON SUPPLY CO	\$ 1,447.93	520000
01/12/2021	074431	J.W. WOOD CO., INC.	\$ 74.26	520000
01/12/2021	074432	JOHNNY ON THE SPOT PORTABLE TOILETS	\$ 289.35	520000
01/12/2021	074433	LOCKSMITHING ENTERPRISES	\$ 159.23	520000
01/12/2021	074434	MEEKS BUILDING CENTER	\$ 42.77	520000
01/12/2021	074435	MISSION LINEN & UNIFORM	\$ 170.52	520000
01/12/2021	074436	MISSION LINEN & UNIFORM	\$ 1,987.26	520000
01/12/2021	074437	NORTHGATE PETROLEUM COMPANY	\$ 234.97	520000
01/12/2021	074438	O'REILLY AUTOMOTIVE STORES, INC.	\$ 28.69	520000
01/12/2021	074439	PAYLESS BUILDING SUPPLY	\$ 451.30	520000
01/12/2021	074440	PURE WATER PARTNERS LLC	\$ 289.25	520000
01/12/2021	074441	SESAC	\$ 1,571.00	520000
01/12/2021	074442	SLAKEY BROTHERS INC.	\$ 157.94	520000
01/12/2021	074443	TURF PLUS OF CHICO LLC	\$ 285.00	520000
01/12/2021	074444	WORK TRAINING CENTER	\$ 1,910.00	520000

Total of Register \$ 14,846.66

Ann Willmann
General Manager

OR

Jason Bougie
Parks & Recreation Director


Michelle Niven

HR Manager

Prepared by JB

Salary & Benefits	\$ 73.07	Acct 510000
Service & Supply	\$ 14,773.59	Acct 520000
Cont. to Other Agencies	\$ -	Acct 557000
Principal Repayment	\$ -	Acct 552000
Interest Expense	\$ -	Acct 553000
Fixed Asset	\$ -	Acct 560000
Total	\$ 14,846.66	

CHICO AREA RECREATION AND PARK DISTRICT (CARD)
545 Vallombrosa Ave. Chico, CA 95926 895-4711

Manual Accounts Payable Check Register

December 2020

Salary & Benefits	33,139.69
Salary & Benefits-ACH Payroll Tax Transfer	63,395.15
Salary & Benefits-ACH CalPERS	47,868.48
Service & Supply	30,048.39
Fixed Assets	256,524.25
Contingency to other Agency	-
Principal Repayment	-
Interest Expense	-
TOTAL	430,975.96

Check #'s 074322-074327
 074360-074405

Approved by the Board of Directors

January 21, 2021

Tom Lando
Board Chair

Jason Bougie
Parks and Recreation Director

Agenda Item 11

CHICO AREA RECREATION AND PARK DISTRICT
 545 Vallombrosa Ave. Chico, CA 95926 (530) 895-4711
 December 3, 2020

CHECK REGISTER FUND 2490 FY 20/21

<u>Date</u>	<u>Ck. Num.</u>	<u>Payee</u>	<u>Amount</u>	<u>Account</u>
12/03/2020	074322	BANNER BANK	\$ 2,443.69	510000
12/03/2020	074323	BUTTE COUNTY SHERIFF'S OFFICE	\$ 50.00	510000
12/03/2020	074324	BUTTE COUNTY SHERIFF'S OFFICE	\$ 50.00	510000
12/03/2020	074325	CA STATE DISBURSEMENT UNIT	\$ 46.14	510000
12/03/2020	074326	IUOE LOCAL 39	\$ 356.68	510000
12/03/2020	074327	COMCAST	\$ 179.48	520000

Total of Register \$ 3,125.99

 Ann Willmann
 General Manager

OR



 Jason Bougie
 Parks & Recreation Director

OR

 Michelle Niven
 Human Resources Manager

Salary & Benefits	\$ 2,946.51	Acct 510000
Service & Supply	\$ 179.48	Acct 520000
Cont. to Other Agencies	\$ -	Acct 557000
Principal Repayment	\$ -	Acct 552000
Interest Expense	\$ -	Acct 553000
Fixed Asset	\$ -	Acct 560000
Total	\$ 3,125.99	

Prepared by JB

CHICO AREA RECREATION AND PARK DISTRICT
545 Vallombrosa Ave. Chico, CA 95926 (530) 895-4711
December 9, 2020

CHECK REGISTER FUND 2490 FY 20/21

<u>Date</u>	<u>Ck. Num.</u>	<u>Payee</u>	<u>Amount</u>	<u>Account</u>
12/09/2020	074360	RILEY SCHADER	\$ 184.07	510000
12/09/2020	074361	JASON MILLER	\$ 182.44	520000

Total of Register

\$ 366.51


Ann Willmann
General Manager

OR

Salary & Benefits	\$ 184.07	Acct 510000
Service & Supply	\$ 182.44	Acct 520000
Cont. to Other Agencies	\$ -	Acct 557000
Principal Repayment	\$ -	Acct 552000
Interest Expense	\$ -	Acct 553000
Fixed Asset	\$ -	Acct 560000
Total	\$ 366.51	

Jason Bougie
Parks & Recreation Director

OR


Michelle Niven
Human Resources Manager

Prepared by JB

CHICO AREA RECREATION AND PARK DISTRICT
545 Vallombrosa Ave. Chico, CA 95926 (530) 895-4711
December 11, 2020

CHECK REGISTER **FUND 2490 FY 20/21**

<u>Date</u>	<u>Ck. Num.</u>	<u>Payee</u>	<u>Amount</u>	<u>Account</u>
12/11/2020	074362	BUTTE COUNTY SHERIFF'S OFFICE	\$ 50.00	510000
12/11/2020	074363	BUTTE COUNTY SHERIFF'S OFFICE	\$ 50.00	510000
12/11/2020	074364	CA STATE DISBURSEMENT UNIT	\$ 46.14	510000
12/11/2020	074365	IUOE LOCAL 39	\$ 356.68	510000
12/11/2020	074366	SEIU LOCAL 1021	\$ 775.16	510000
12/11/2020	074367	ARMED GUARD PRIVATE SECURITY INC	\$ 6,814.80	520000
12/11/2020	074368	JOHNNY ON THE SPOT PORTABLE TOILETS	\$ 675.15	520000
12/11/2020	074369	THE SPYGLASS GROUP LLC	\$ 1,321.68	520000
12/11/2020	074370	SCHREDER & BRANDT INC	\$ 256,514.25	560000

Total of Register

\$ 266,603.86


 Ann Willmann
 General Manager

OR

Salary & Benefits	\$ 1,277.98	Acct 510000
Service & Supply	\$ 8,811.63	Acct 520000
Cont. to Other Agencies	\$ -	Acct 557000
Principal Repayment	\$ -	Acct 552000
Interest Expense	\$ -	Acct 553000
Fixed Asset	\$ 256,514.25	Acct 560000
Total	\$ 266,603.86	

 Jason Bougie
 Parks & Recreation Director

OR



 Michelle Niven
 Human Resources Manager

Prepared by JB

CHICO AREA RECREATION AND PARK DISTRICT
545 Vallombrosa Ave. Chico, CA 95926 (530) 895-4711
December 16, 2020

CHECK REGISTER FUND 2490 FY 20/21


<u>Date</u>	<u>Ck. Num.</u>	<u>Payee</u>	<u>Amount</u>	<u>Account</u>
12/16/2020	074371	ANTHEM BLUE CROSS	\$ 22,540.51	510000
12/16/2020	074372	BANNER BANK	\$ 2,271.19	510000
12/16/2020	074373	BUTTE COUNTY SHERIFF'S OFFICE	\$ 50.00	510000
12/16/2020	074374	BUTTE COUNTY SHERIFF'S OFFICE	\$ 50.00	510000
12/16/2020	074375	CA STATE DISBURSEMENT UNIT	\$ 23.07	510000
12/16/2020	074376	CA STATE DISBURSEMENT UNIT	\$ 23.07	510000
12/16/2020	074377	HUMANA INSURANCE CO	\$ 3,302.48	510000
12/16/2020	074378	MEDICAL EYE SERVICES	\$ 420.81	510000
12/16/2020	074379	AIRGAS USA, LLC	\$ 170.80	520000
12/16/2020	074380	AT&T	\$ 783.14	520000
12/16/2020	074381	BMI	\$ 724.00	520000
12/16/2020	074382	CITY OF CHICO	\$ 143.00	520000
12/16/2020	074383	COMCAST	\$ 917.12	520000
12/16/2020	074384	COMPSYCH	\$ 1,000.00	520000
12/16/2020	074385	DEPT. OF JUSTICE	\$ 320.00	520000
12/16/2020	074386	ENTERPRISE RECORD - CHICO	\$ 299.94	520000
12/16/2020	074387	G2SOLUTIONS, INC	\$ 9.00	520000
12/16/2020	074388	KRONOS SAASHR, INC	\$ 2,996.76	520000
12/16/2020	074389	MISSION LINEN & UNIFORM	\$ 241.45	520000
12/16/2020	074390	OFFICE DEPOT	\$ 74.79	520000
12/16/2020	074391	PAVILION FALLS PROPERTY OWNER'S	\$ 1,096.00	520000
12/16/2020	074392	PITNEY BOWES INC.	\$ 1,232.27	520000
12/16/2020	074393	PURCHASE POWER	\$ 164.63	520000
12/16/2020	074394	RAY MORGAN COMPANY	\$ 200.70	520000
12/16/2020	074395	RECOLOGY BUTTE COLUSA COUNTIES	\$ 4,323.55	520000
12/16/2020	074396	THE SPYGLASS GROUP LLC	\$ 1,065.48	520000
12/16/2020	074397	U.S. BANK EQUIPMENT FINANCE, INC.	\$ 1,454.13	520000

Total of Register

\$ 45,897.89

 Ann Willmann
 General Manager

OR



 Jason Bougie

Parks & Recreation Director

OR

 Michelle Niven
 Human Resources Manager

Salary & Benefits	\$ 28,681.13	Acct 510000
Service & Supply	\$ 17,216.76	Acct 520000
Cont. to Other Agencies	\$ -	Acct 557000
Principal Repayment	\$ -	Acct 552000
Interest Expense	\$ -	Acct 553000
Fixed Asset	\$ -	Acct 560000
Total	\$ 45,897.89	

Prepared by JB

CHICO AREA RECREATION AND PARK DISTRICT
545 Vallombrosa Ave. Chico, CA 95926 (530) 895-4711
December 18, 2020

CHECK REGISTER **FUND 2490 FY 20/21**

<u>Date</u>	<u>Ck. Num.</u>	<u>Payee</u>	<u>Amount</u>	<u>Account</u>
12/18/2020	074398	BANNER BANK	\$ 50.00	510000
12/18/2020	074399	COMCAST	\$ 417.93	520000
12/18/2020	074400	GROWING UP CHICO MAGAZINE	\$ 544.00	520000
12/18/2020	074401	PITNEY BOWES INC.	\$ 2,351.54	520000
12/18/2020	074402	SHERWIN-WILLIAMS CO.	\$ 159.97	520000
12/18/2020	074403	TURF STAR INC.	\$ 82.52	520000
12/18/2020	074404	VALLEY TRUCK & TRACTOR CO.	\$ 102.12	520000
12/18/2020	074405	PRO AGGREGATE INC.	\$ 10.00	560000

Total of Register \$ 3,718.08

 Ann Willmann
 General Manager

OR



 Jason Bougie
 Parks & Recreation Director

OR

 Michelle Niven
 Human Resources Manager

Salary & Benefits	\$ 50.00	Acct 510000
Service & Supply	\$ 3,658.08	Acct 520000
Cont. to Other Agencies	\$ -	Acct 557000
Principal Repayment	\$ -	Acct 552000
Interest Expense	\$ -	Acct 553000
Fixed Asset	\$ 10.00	Acct 560000
Total	\$ 3,718.08	

Prepared by JB

**CHICO AREA RECREATION AND PARK DISTRICT (CARD)
545 Vallombrosa Ave. Chico, CA 95926 895-4711**

Payroll Check Register

December 2020

PPE	Pay Date	Checks	Amount
11/27/2020 ACH	12/4/2020	DIRECT DEPOSIT	80,368.20
11/27/2020	12/4/2020	119845-119850	2,977.89
11/27/2020	12/4/2020	119851	153.46
12/15/2020	12/15/2020	119859-119862	4,877.30
11/30/2020 ACH	12/17/2020	DIRECT DEPOSIT	22.84
11/30/2020	12/17/2020	119852	22.84
12/11/2020 ACH	12/18/2020	DIRECT DEPOSIT	93,765.74
12/11/2020	12/18/2020	119853-119858	3,171.96
12/25/2020 ACH	12/30/2020	DIRECT DEPOSIT	80,287.64
12/25/2020	12/30/2020	119863-119872	2,598.14
Total			268,246.01

Approved by the Board of Directors

January 21, 2021

Tom Lando
Board Chair

Jason Bougie
Parks and Recreation Director

Agenda Item 11

**CHICO AREA RECREATION AND PARK DISTRICT (CARD)
545 Vallombrosa Ave. Chico, CA 95926 895-4711**

Refund Check Register

December 2020

Service & Supply-Refund Checks

7,494.42

TOTAL

Check #'s

029053-029064

5,949.42

029065-029067

1,545.00

Active Network Credit Card Refunds

1,127.45

Approved by the Board of Directors

January 21, 2021

Tom Lando
Board Chair

Jason Bougie
Parks and Recreation Director

Agenda Item 11

CHICO AREA RECREATION AND PARK DISTRICT (CARD)
545 Vallombrosa Ave. Chico, CA 95926 895-4711

Revenue

November 2020

Net Revenue

Rents	6,379.59
Reimbursements	16,130.89
Misc.	1,721.16
Fees	246,612.10
 Sub Total	 270,843.74
 Other Income	 -
Donations	-
 RDA Pass Through	 -
Sale of Surplus Assets	-
City of Chico Reimbursements	18,012.02
Baroni Park	-
Prop 12 Funding	-
Pro Rata Share	-
Grant Revenue	-
 Fund 2480 Trust Obligations	 4,750.00
 Fund 2486 Chico Rotary/CARD	 -
 TOTAL	 293,605.76

Approved by the Board of Directors

January 21, 2021

Tom Lando
Board Chair

Ann Willmann
General Manager

Jason Bougie
Parks & Recreation Director

Agenda Item 11

CHICO AREA RECREATION AND PARK DISTRICT (CARD)
545 Vallombrosa Ave. Chico, CA 95926 895-4711

Previously submitted check #029069 dated January 12, 2021 in the amount of \$293,605.76

November 2020

FUND 2490

4530106	RDA Pass Through	-	-
4600001	Rent	6,379.59	
	Fees	246,612.10	252,991.69
4700001	Misc.	1,721.16	
	Rebates/Reimbursements	16,130.89	
	City of Chico Reimbursements	18,012.02	
	Baroni Park	-	
	Pro Rata Share	-	
	Other Income	-	
	Donations	-	
	Grant Revenue	-	35,864.07
	FUND 2490 total		288,855.76

FUND 2480

280	Trust Obligations	4,750.00	
-----	-------------------	----------	--

FUND 2483

4616250	Prop 12 Grant Fund	-	
---------	--------------------	---	--

FUND 2486

4700001	Chico Rotary/CARD	-	
---------	-------------------	---	--

Checks Total

293,605.76



Jason Bougie
Parks & Recreation Director

VENDOR: 124000 BUTTE COUNTY TREASURER 01/12/2021 CHECK NO. 29069

VOUCHER NO.	INVOICE NO.	INVOICE DATE	INVOICE AMOUNT	AMOUNT PAID	DISCOUNT TAKEN	NET CHECK AMOUNT
104636	REV 11/20	01/12/2021	293,605.76			293,605.76

Check Total 293,605.76

CHECK NO. 29069
 CHECK DATE 01/12/2021
 VENDOR NO. 124000



CHECK NO. 029069

GOLDEN VALLEY BANK
 190 COHASSET RD. STE. 170
 CHICO, CA 95926
 90-4427/1211

Chico Area Recreation and Park District
 545 VALLOMBROSA AVENUE CHICO, CALIFORNIA 95926 (530) 895-4711

CHECK AMOUNT

Two hundred ninety-three thousand six hundred five and 76/100 USD

\$ 293,605.76

REFUND CHECK

PAY TO THE ORDER OF BUTTE COUNTY TREASURER
 25 COUNTY CENTER DR STE 120
 OROVILLE CA 95965

VOID 6 MONTHS FROM DATE OF ISSUE

[Handwritten Signature]

AUTHORIZED SIGNATURE

THE SECURITY FEATURES ON THIS DOCUMENT INCLUDE A MICRO-PRINT SIGNATURE LINE AND BLEED THROUGH MICR NUMBERING.

⑈029069⑈ ⑆121144272⑆ 0100043835⑈

VENDOR: 124000 BUTTE COUNTY TREASURER 01/12/2021 CHECK NO. 29069

VOUCHER NO.	INVOICE NO.	INVOICE DATE	INVOICE AMOUNT	AMOUNT PAID	DISCOUNT TAKEN	NET CHECK AMOUNT
104636	REV 11/20	01/12/2021	293,605.76			293,605.76

Check Total 293,605.76



Chico Area Recreation and Park District "Helping People Play"

Staff Report 21-1
Agenda Item 8.1

STAFF REPORT

DATE: January 21, 2021
TO: Board of Directors
FROM: Ann Willmann, General Manager
SUBJECT: Neighborhood Park Maintenance Districts

Discussion

As part of the MOU between the City of Chico and CARD, development of maintenance districts for new neighborhood parks will be established directly through CARD. This will enable the District to work directly with developers to establish park standards, as well as ensure that the costs associated with construction and maintenance of future parks is sufficient. Once established, these funds will be held in a separate account and will be collected and managed by CARD.

There are several opportunities for maintenance funding. Currently, CARD has Landscape and Lighting Districts (LLD) that fund the maintenance of Oak Way Park, Baroni Park, and Peterson Park. In addition to LLD's, the creation of a Community Facilities District (CFD) would fund not only the maintenance, but also any additional funds that may be needed beyond the Neighborhood Park Funds for construction.

The first project that will require CARD to establish a maintenance district will be Stonegate, a subdivision in southeast Chico being constructed by Epick Homes. Included in the subdivision is a 3.5-acre neighborhood park. While the park would not be developed until sufficient housing has been constructed within the subdivision, the maintenance district must be established prior to the final subdivision map approval.

At the Board Meeting, Blair Aas of SCI Consulting Group will be presenting the available funding options, the characteristics of the available options, and the steps necessary to establish new funds.

Recommendation

It is recommended that the Board of Directors (1) select the funding model that will be used for future development and maintenance of neighborhood parks, (2) authorize the General Manager to enter into a contract with SCI in an amount not to exceed \$18,000 to establish the process for future funding of neighborhood park development, and (3) authorize the General Manager to work with SCI and Epick Homes to establish a maintenance district for the 3.5 acre park in the future Stonegate subdivision.

By _____
Ann Willmann
General Manager