



REGULAR MEETING

Chico Area Recreation and Park District Board

545 Vallombrosa Avenue, Chico, CA 95926 | (530) 895-4711

Thursday, December 15, 2022 – 4:00 P.M.

If you need an accommodation to participate in this meeting, please call (530) 895-4711

Posted prior to 4:00 PM
Monday, December 12, 2022

BOARD MEMBERS

Michael McGinnis, Chair
Dave Donnan, Vice Chair
Tom Lando
Christopher Norden
Michael Worley

CARD STAFF

Annabel Grimm, General Manager
Heather Childs, Finance Manager
Holli Drobny, Business Services Manager
Anjie Goulding, Recreation Manager
Scott Schumann, Park and Facility Manager

LEGAL COUNSEL

Jeff Carter

Zoom Meeting Information:

<https://card.zoom.us/j/81607636750?pwd=R1NNUkZPYi9ySGNsNVOQ3OXh0U1hoZz09>

Meeting ID: 816 0763 6750

Passcode: 156857

AGENDA

1. CALL TO ORDER

1.1. Roll Call

2. PUBLIC COMMENTS

Members of the public may address the Committee at this time on any matter not already listed on the Agenda, with comments being limited to three minutes. The Committee cannot take any action at this meeting on requests made under this section of the agenda.

3. CONSENT AGENDA

3.1. Monthly Financial Report - *Action Requested: Board of Directors approve the Monthly Financial Report.*

3.2. Minutes of the Regular Meeting of the Board of Directors of November 17, 2022 - *Action Requested: Board of Directors approve the minutes as submitted*

4. REGULAR AGENDA

4.1. Assembly Bill 361 - Teleconference Meetings - *Action Requested: Board of Directors approve Resolution 22-15 authorizing teleconference meetings.*

4.2. Committee Report Out - *Information/Possible Action*

4.2.1. Facility Committee

4.2.2. Finance Committee

- 4.3. Internship Presentations - Information/Possible Action
Interns Justin DeRuiter and Sydney Conway will present on their internship experience at CARD.
- 4.4. Change in Capital Asset Purchase and Surplus of IT Van (Staff report 22-105) -
Action Requested: Board of Directors approve swapping the purchase of an additional mower for a truck and trailer. In addition to the surplus of the IT van.
- 4.5. Employee Cell Phone Stipend (Staff report 22-37) - Information/Possible Action
Discussion about incorporating a cell phone stipend for employees instead of the use of a company cell phone.
- 4.6. Scholar Share 529 and Roth Savings Plans (Staff report 22-38)- Information/Possible Action
Review of potential benefits for District employees.
- 4.7. Items Removed from the Consent Agenda

5. NEW BUSINESS

- 5.1. Election of Officers - Action Requested: Board of Directors nominate and elect officers for Chair and Vice Chair to commence in January 2022.

6. DIRECTORS' COMMENTS

Opportunity for the Board to comment on items not listed on the agenda.

7. GENERAL MANAGER'S COMMENTS

None

8. STAFF COMMENTS

Opportunity for Staff to comment on items not listed on the agenda.

9. CLOSED SESSION

- 9.1. Pursuant to Government Code § 54957 – Public Employee Performance Evaluation:
General Manager

10. ADJOURNMENT

Adjourn to the next meeting of the Board of Directors of the Chico Area Recreation and Park District.

CARD Board Meeting – December 15, 2022, 4:00 p.m.

Thank you Board Members,

I recognize the complexity of the wide ranging issues and decisions the Board makes. Please accept my comments about tennis court conversions within that context.

April 28 – Staff report 22-20

“3 public courts to be installed at Meriam Park”. These are pickleball courts. Leasing office is unaware of any additional courts in plans.

June 23 – Mr. Lando – according to minutes

“Stated that more facilities are needed to accommodate the communities’ needs. Research should be done on potential sites for additional tennis courts.”

November 29 – Ms. Grimm to Jim Bill

“We are looking at other locations where additional courts may be accommodated in the future.”

*

I would respectfully request an update in the near future on whatever research or potential plans are in consideration.

Many years ago because of posted notices at the 20th Street Park tennis courts, I came to a Board meeting when conversion of a 2nd court to pickleball was approved. It was needed and expected.

This time upon arriving to play tennis in late October, I was surprised to find two more courts already in the process of transition, and likely to be out of service until Spring 2023.

Personally I didn’t realize, until researching Board minutes, that the decision had already been made on April 28, 2022.

Apparently even CARD tennis instructor, Mr. Brayton, was also unaware of that decision, as throughout the summer he observed and collected court occupancy data to help assess the situation.

This made me wonder if court *utilization percentages* were taken into consideration rather than simply *numbers* of players. Tennis typically more prone to singles, would now need only 8 players to fill all available courts.

Pickleball, usually played in doubles format, would accommodate up to 64 players at once to reach 100% utilization.

Tennis court infrastructure has provided a simple and inexpensive pathway to creating pickleball courts. However, the unfortunate byproduct of cannibalizing existing facilities is the inevitable resentment it can create, as both communities feel divided and compelled to compete for perceived limited resources.

Of course, the long term solution for growing pickleball and tennis populations must be increased facilities and at more than one location.

* At least until then, it seems reasonable and still feasible to convert only one more court to pickleball and *return* one to tennis, which would maintain more balanced usage and availability. It would only require removing several fence posts and reinstalling two net posts for tennis.

Please consider this fair and simple compromise. Thank you.

Mike Hornick
m30hornick@live.com

*Agenda

BOARD OF DIRECTORS
GENERAL MANAGER
Chico Area Recreation District
Chico, California

November 17, 2022

Board Members & Annabel Grimm:

According to the minutes of the Board of Directors meeting back on March 24th of this year, the members of the board voted unanimously to convert two additional tennis courts to pickleball courts at Community Park. To the surprise of the local tennis community at the end of October, tennis courts 7 & 8 were taken out of use.

Unfortunately, the decision to convert these two additional tennis courts was made without the input of the local tennis community and the teacher/coach (Mr. Jerry Brayton) of the CARD tennis program which uses the courts at Community Park. Neither Mr. Brayton nor any member/s of the local tennis community had an opportunity to speak to the board regarding this situation in which tennis courts were to be converted in favor of pickleball. (Nothing was posted on the tennis court fences to inform local tennis players of a CARD board of director's discussion on this matter.)

It comes into question whether the board of directors fully comprehended the impact of their decision to eliminate two additional courts in favor of pickleball. Considering the fact that the city of Chico has approximately 117,000 people which CARD serves, is it reasonable to have only four tennis courts open to the public to practice and play the sport of tennis? I would suggest not.

Pleasant Valley and Chico High schools have a total of eight courts which are not available during the academic year nor during the summer when they are locked up. The Chico State tennis courts are primarily open to the public in the summer months. And of course, the Chico Racquet Club is private, rather expensive and obviously not open to the public. So where does that leave the majority of the local tennis community of Chico that enjoys and wants to play tennis? Only four public courts to play on in all of Chico?

It should also be noted that Mr. Jerry Brayton, with whom I have spoken, reports that he averages 25 private lessons a week with his students. He also gives group lessons where he is utilizing multiple courts in a session. Don't those students of tennis need courts to practice on in order to reinforce what they are learning in their private lessons and possibly become life-long tennis players? Four courts is not enough to run the CARD tennis program and have courts available at the same time for other community tennis players that want to get on a court to play. Did the board consider this issue in making their decision to remove two more tennis courts in favor of pickleball?


Also, I'm not sure we can say that in Chico there are more pickleball players than tennis players. This is an open question. In my experience, the tennis courts at 20th Street are often utilized by

tennis players when pickleball players are non-existent or very few. It must be noted, too, that on weekends there is often heavy use of tennis courts when community tennis players have to wait to get on an occupied court.

In light of the foregoing statements, is it really certain that pickleball participants need another eight courts at this time? Would it not be fairer to only convert one tennis court so as not to create such a negative impact on the local tennis community's open access to play and practice their sport on public courts? This is a common sentiment shared by my fellow tennis players at Community Park.

At the present time, as a compromise to both pickleball and tennis communities, I would ask the CARD Board of Directors to reconsider only converting ONE tennis court to pickleball and NOT TWO at Community Park. The construction begun for court conversion is only partial. It is not too late to finish one of the courts as pickleball and the other as a tennis court.

Respectfully,



James Bill
1675 Cooks Way
Chico, CA 95926
530-899-7920
jbill@csuchico.edu

We the undersigned tennis players of Community Park agree with the content of this letter and call on the CARD Board of Directors to reconsider only converting one tennis court to pickleball and not two.

PRINTED NAME

SIGNATURE

STREET ADDRESS

LOUIE ABAD



12050 QUAIL RUN DR
CHICO, CA 95928

Ken Saetern




1270 EAST AVE
WINT 116 CHICO, CA

Benny Mach



4116 NIGHTJAW
CHICO, CA WAY
95923

Josh Wilson



157 Remington Dr
Chico, CA 95928

PRINTED NAME

SIGNATURE

STREET ADDRESS

Tony SANDERS

Tony Sanders

436 LEGACY LANE
CHICO

RYAN SANDERS

RS

8 DISCOVERY WAY
CHICO, CA

Mel Sanders

Melanie Sanders

436 Legacy Lane
Chico, CA

Emily Sanders

Em

2777 Eaton Rd.
Chico CA 95713

Josh Little

Josh Little

30 Lakewood Way, Chico

Cecil Carter

Cecil Carter

1581 Palm Lane & Gridley

STEVE VALENCIA

Steve

9 Glenstree Rd
Chico, CA

Jing Tao

Jing

28 Commonwealth Ct,
CHICO

Jinsong Zhang

Jinsong

"

Lily Tao

Lily Tao

"

Jiayin Han

Jiayin Han
Washington

"

Jacob Mack

Jacob Mack

768 Hillgrove Ct, Chico

Andre Herald

Andre

2001 maniposa Ave # 8

PRINTED NAME

SIGNATURE

STREET ADDRESS

Laurie Rozzano

Laurie Rozzano

2957 Bancroft Dr
Chico, CA 95928

Everett Riggle

Everett Riggle

871 Yosemite Dr

Alexis Lira

Alexis Lira

174 E Ave chico, CA

Jonah Vazquez

Jonah Vazquez

174 E Ave chico CA

JAMES OOI

James Ooi

4680 Skybird Circle
Chico CA 95973

Madan Aryal

Madan Aryal

3093 Rae Lane Dr
Chico, 95973

GLENN HOFFMAN

Glenn Hoffman

9606 Jones Ave
95938 Durham, CA

Mike Hart

Mike Hart

1200 Park Ave

Pamela Gibson

Pamela Gibson

1074 Lia Way

Sebastian Sahlé

Sebastian Sahlé

213 Chestnut #3

Kraig Durgon

Kraig Durgon

41 Sheri Lane

DAVID NEVES

David Neves

8 SKY MOUNTAIN
CIRCLE
CHICO

Mark Lance

Mark Lance


1027 Sheridan Ave
Chico 95926

PRINTED NAME

SIGNATURE


STREET ADDRESS

Mark Vos




6 Bristol Ct

Rebecca Hurwitz



3437 Chamberlain Pk

Steve Brown




18 Nicole Chico CA

Wade Hall


890 El Monte Ave
Chico

Rick Baptista




5320 Lott Rd.
Durham NC

Larry Hanne



637 Victoria Pk

Trinity Grebhardt



1712 Vista Verde Ave

John Ospina



1712 Vista Verde Ave

John Lopez




735 Brandon Blvd

Skylar Boles



117 W 18th St
Chico CA 95928

Sophie Wackerman




1263 Palm Ave.

tennis players when pickleball players are non-existent or very few. It must be noted, too, that on weekends there is often heavy use of tennis courts when community tennis players have to wait to get on an occupied court.

In light of the foregoing statements, is it really certain that pickleball participants need another eight courts at this time? Would it not be fairer to only convert one tennis court so as not to create such a negative impact on the local tennis community's open access to play and practice their sport on public courts? This is a common sentiment shared by my fellow tennis players at Community Park.

At the present time, as a compromise to both pickleball and tennis communities, I would ask the CARD Board of Directors to reconsider only converting ONE tennis court to pickleball and NOT TWO at Community Park. The construction begun for court conversion is only partial. It is not too late to finish one of the courts as pickleball and the other as a tennis court.

Respectfully,



James Bill
1675 Cooks Way
Chico, CA 95926
530-899-7920
jbill@csuchico.edu


We the undersigned tennis players of Community Park agree with the content of this letter and call on the CARD Board of Directors to reconsider only converting one tennis court to pickleball and not two.

PRINTED NAME

SIGNATURE


STREET ADDRESS

Jon Ferguson



2001 Notre Dame

Henry Altman




CASA SIERRA VISTA
Paradise Ca

Dominic Monna



4556th AVE
CHICO, CA

JONATHAN HURWITZ



3437 CHAMBERLAIN RUN
CHICO, CA

PRINTED NAME

SIGNATURE

STREET ADDRESS

Jeffrey P. Bell

Jeffrey P. Bell

760 Skyland Dr. Coyo CA

Ron Madery

[Signature]

8910 Seven Mile Ln.

Ray Walworth

Ray Walworth

1364 Raven Shoe Way

Rick Bautista

[Signature]

9320 Lott Rd., Durham

Mike Hornick

Michael R Hornick

280 Pulstain Way 95928

Dinesh Bajaj

[Signature]

44 Burney Drive
Chico CA

Nail Bajaj

[Signature]

44 Burney Dr

Trevor Papp

[Signature]

1369 East Ave

Younes Anani

[Signature]

116 Winchester Ct

Chris Mausoff

[Signature]

2971 Soudi Drive
Chico, CA

TONY KNIGHT

[Signature]

2228 LEWIS ST

Tele Folger

July 2

1849 Devonshire Drive

Mike Flanner

[Signature]


1450 Springfield #208

tennis players when pickleball players are non-existent or very few. It must be noted, too, that on weekends there is often heavy use of tennis courts when community tennis players have to wait to get on an occupied court.

In light of the foregoing statements, is it really certain that pickleball participants need another eight courts at this time? Would it not be fairer to only convert one tennis court so as not to create such a negative impact on the local tennis community's open access to play and practice their sport on public courts? This is a common sentiment shared by my fellow tennis players at Community Park.





At the present time, as a compromise to both pickleball and tennis communities, I would ask the CARD Board of Directors to reconsider only converting ONE tennis court to pickleball and NOT TWO at Community Park. The construction begun for court conversion is only partial. It is not too late to finish one of the courts as pickleball and the other as a tennis court.

Respectfully,



James Bill
1675 Cooks Way
Chico, CA 95926
530-899-7920
jbill@csuchico.edu

We the undersigned tennis players of Community Park agree with the content of this letter and call on the CARD Board of Directors to reconsider only converting one tennis court to pickleball and not two.

| <u>PRINTED NAME</u> | <u>SIGNATURE</u> | <u>STREET ADDRESS</u> |
|-------------------------|--|-----------------------|
| <u>Winston Linherge</u> |  | _____ |
| <u>Felicia Chow</u> |  | _____ |
| <u>Francisco Graham</u> |  | _____ |
| <u>STEVE VITTORATOS</u> |  | _____ |

PRINTED NAME

SIGNATURE

STREET ADDRESS

Jon Aull

Jon Aull

982 Palmetto

Georgianne Linkevitch

Georgianne Linkevitch

3725 Cosby Ave.



STAFF REPORT

DATE: December 15, 2022
TO: Finance Committee
FROM: Annabel Grimm, General Manager
SUBJECT: November 2022 Financials

There are a few items to note in the November financials:

- On page 5, the Balance Sheet shows Cash approximately \$1.1 M lower than last year and the prior month. This is due to the timing of property tax income and payments from Chico Unified, which are expected in December. Once those payments are recorded, the cash balance will be restored.
- On page 6, long-term debt pension liability is down to \$657K from \$2.6 M. The amount was adjusted to recognize CalPERS' rate of return for the prior year of 21%. The projected rate of return for this year is currently -6.8%, which will spike the expense in the coming year.
- On page 10, Instructor salaries are trending higher than budgeted. This is due to providing substitute instructors for two programs. The offset is realized in the income line for camps.
- On page 11, operating expenses are at 44% of the overall budget. As reported last month, some prior year expenses, one-time purchases, and reimbursed costs impact this percentage. The equipment line contains about \$16,000 of prior year expenses for back-ordered tables and chairs.
- Program observations remain in line with what was reported last month.



FINANCIAL STATEMENTS

FISCAL YEAR 2022/2023

NOVEMBER 2022

**CHICO AREA RECREATION AND PARK DISTRICT
FINANCIAL STATEMENTS - TABLE OF CONTENTS
NOVEMBER 2022**

SUMMARY - ALL FUNDS

| | |
|-------------------|---|
| BALANCE SHEET | 3 |
| EXECUTIVE SUMMARY | 4 |

GENERAL FUND - FUND 2490

| | |
|-------------------------------------|----|
| BALANCE SHEET | 5 |
| EXECUTIVE SUMMARY | 8 |
| REVENUE SUMMARY | 9 |
| SALARIES AND BENEFITS SUMMARY | 10 |
| SERVICES AND SUPPLY EXPENSE SUMMARY | 11 |
| CAPITAL ASSETS SUMMARY | 12 |

NOTE: This completes 5 months of the fiscal year and represents 42% of the year.

CHICO AREA RECREATION AND PARK DISTRICT
 BALANCE SHEET SUMMARY - ALL FUNDS
 NOVEMBER 2022



| | GENERAL FUND | COMMUNITY PARK FEES | PARK IMPACT FUND | OAK WAY PARK | PETERSON PARK | BARONI PARK | MEMORANDUM TOTALS ONLY |
|---|--------------------|---------------------|------------------|-----------------|-----------------|-----------------|------------------------|
| ASSETS | | | | | | | |
| CASH | 5,306,528 | 6,914,533 | 424,472 | 42 | 76 | 83,758 | 12,729,409 |
| FMV ADJUSTMENT (GENERAL FUND) | - | - | - | - | - | - | - |
| RECEIVABLES | 1,466,408 | - | 21,375 | - | - | - | 1,487,783 |
| DUE FROM OTHER FUNDS | 182,880 | - | - | - | - | - | 182,880 |
| TOTAL CURRENT ASSETS | 6,955,817 | 6,914,533 | 445,847 | 42 | 76 | 83,758 | 14,400,073 |
| PREPAID EXPENSES | - | - | - | - | - | - | - |
| FIXED ASSETS | 43,280,933 | - | - | - | - | - | 43,280,933 |
| ACCUMULATED DEPRECIATION | (16,929,212) | - | - | - | - | - | (16,929,212) |
| SUBTOTAL | 26,351,721 | - | - | - | - | - | 26,351,721 |
| TOTAL ASSETS | 33,307,538 | 6,914,533 | 445,847 | 42 | 76 | 83,758 | 40,751,794 |
| TOTAL DEFERRED OUTFLOWS OF RESOURCES - GASB 68 | 1,186,655 | - | - | - | - | - | 1,186,655 |
| LIABILITIES | | | | | | | |
| ACCOUNTS PAYABLE | 5,518 | - | - | - | - | - | 5,518 |
| ACCRUED EXPENSES | 241,817 | - | - | - | - | - | 241,817 |
| DUE TO OTHER FUNDS | - | - | - | 63,581 | 56,109 | 63,189 | 182,880 |
| OTHER LIABILITIES | 1,051,775 | - | - | - | - | - | 1,051,775 |
| TOTAL CURRENT LIABILITIES | 1,299,110 | - | - | 63,581 | 56,109 | 63,189 | 1,481,990 |
| LONG-TERM DEBT | | | | | | | |
| NET PENSION LIABILITY | 657,142 | - | - | - | - | - | 657,142 |
| LIABILITY FOR COMPENSATED ABSENCES | 263,428 | - | - | - | - | - | 263,428 |
| SUBTOTAL | 920,570 | - | - | - | - | - | 920,570 |
| TOTAL LIABILITIES | 2,219,680 | - | - | 63,581 | 56,109 | 63,189 | 2,402,560 |
| TOTAL DEFERRED INFLOWS OF RESOURCES - GASB 68 | 755,205 | - | - | - | - | - | 755,205 |
| FUND BALANCE | | | | | | | |
| RESTRICTED | - | 5,394,437 | 417,557 | 42 | 76 | 81,251 | 5,893,363 |
| SPENDABLE - COMMITTED | 2,501,500 | - | - | - | - | - | 2,501,500 |
| SPENDABLE - ASSIGNED | - | - | - | - | - | - | - |
| SPENDABLE - UNASSIGNED | 5,182,360 | - | - | - | - | - | 5,182,360 |
| NON-SPENDABLE | 26,424,809 | - | - | - | - | - | 26,424,809 |
| ="NOTE: This completes "&Inputs!R[-47]C[1]&" months of the fiscal year | 34,108,669 | 5,394,437 | 417,557 | 42 | 76 | 81,251 | 40,002,031 |
| TOTAL NET INCOME (LOSS) | (2,178,393) | 1,520,096 | 28,290 | (63,581) | (56,109) | (60,682) | (810,380) |
| CURRENT YEAR NET INVESTMENT IN CAPITAL ASSETS | (414,329) | | | | | | |
| TOTAL FUND BALANCE | 31,515,947 | 6,914,533 | 445,847 | (63,540) | (56,033) | 20,569 | 38,777,323 |

CHICO AREA RECREATION AND PARK DISTRICT
SUMMARY - ALL FUNDS
NOVEMBER 2022



| | GENERAL FUND | COMMUNITY PARK FEES | PARK IMPACT FUND | OAK WAY PARK | PETERSON PARK | BARONI PARK | MEMORANDUM TOTALS ONLY |
|--|--------------------|---------------------|------------------|-----------------|-----------------|-----------------|------------------------|
| REVENUE | | | | | | | |
| FEE BASED PROGRAM INCOME | 1,461,065 | - | - | - | - | - | 1,461,065 |
| OTHER INCOME | 389,532 | - | - | - | - | - | 389,532 |
| RDA PASSTHROUGH | - | - | - | - | - | - | - |
| INVESTMENT INCOME | - | - | - | - | - | - | - |
| TAX INCOME / COUNTY | 299,938 | - | - | - | - | - | 299,938 |
| PARK IMPACT FEES | - | 1,353,197 | 16,625 | - | - | - | 1,369,822 |
| ASSESSMENTS | - | - | - | - | - | - | - |
| OPERATING TRANSFER IN | - | - | - | - | - | - | - |
| TOTAL REVENUE | 2,150,535 | 1,353,197 | 16,625 | - | - | - | 3,520,357 |
| EXPENSE | | | | | | | |
| SALARIES & BENEFITS | 2,941,617 | - | - | 52,465 | 41,309 | 52,465 | 3,087,854 |
| SERVICES & SUPPLIES | 1,244,795 | - | - | 11,117 | 14,801 | 10,725 | 1,281,437 |
| OPERATING TRANSFER OUT | - | - | - | - | - | - | - |
| CONTRIB. TO OTHER AGENCIES | 9,997 | - | - | - | - | - | 9,997 |
| CONTINGENCIES | - | - | - | - | - | - | - |
| NOTES PAYABLE / LEASE PYMTS | - | - | - | - | - | - | - |
| TOTAL EXPENSE | 4,196,409 | - | - | 63,581 | 56,109 | 63,189 | 4,379,289 |
| NET REVENUE BEFORE SPECIAL EXPENSE | (2,045,874) | 1,353,197 | 16,625 | (63,581) | (56,109) | (63,189) | (858,931) |
| SPECIALLY ALLOCATED ITEMS | | | | | | | |
| DEPRECIATION | 362,346 | - | - | - | - | - | 362,346 |
| FAIR MARKET VALUE ADJUSTMENT | (229,827) | (166,899) | (11,665) | - | - | (2,507) | (411,395) |
| TOTAL SPECIALLY ALLOCATED | 132,520 | (166,899) | (11,665) | - | - | (2,507) | (49,049) |
| REVENUE OVER (UNDER) | (2,178,393) | 1,520,096 | 28,290 | (63,581) | (56,109) | (60,682) | (809,882) |
| CAPITAL ASSETS AND REPAIR PROJECTS | | | | | | | |
| CAPITAL / REPAIR PROJECTS | 1,065,235 | - | - | - | - | - | 1,065,235 |
| CAPTIAL PROJECTS REIMBURSEMENT | 650,906 | - | - | - | - | - | 650,906 |
| NET CAPITAL PROJECTS | (414,329) | - | - | - | - | - | (414,329) |
| TOTAL REVENUE OVER (UNDER) EXPENDITURES | (2,592,722) | 1,520,096 | 28,290 | (63,581) | (56,109) | (60,682) | (1,224,211) |

CHICO AREA RECREATION AND PARK DISTRICT
GENERAL FUND - FUND 2490
BALANCE SHEET
NOVEMBER 2022

| | NOVEMBER 2022 | NOVEMBER 2021 | Increase (Decrease) | |
|---|-------------------|-------------------|---------------------|-------------|
| | | | \$ Change | % Change |
| ASSETS | | | | |
| CASH | | | | |
| * CASH ON DEPOSIT WITH COUNTY (GENERAL FUND) | 4,425,383 | 5,533,212 | (1,107,829) | -20% |
| CASH ON DEPOSIT WITH COUNTY (COMMUNITY BAND) | 1,066 | 2,186 | (1,120) | -51% |
| CASH ON DEPOSIT WITH ROTARY FOUNDATION | - | 501 | (501) | -100% |
| CASH - GOLDEN VALLEY BANK | 807,225 | 647,887 | 159,338 | 25% |
| PETTY CASH | 800 | 800 | - | 0% |
| BANK SUSPENSE | 72,055 | 181,734 | (109,679) | -60% |
| SUBTOTAL | 5,306,528 | 6,366,320 | (1,059,791) | -17% |
| RECEIVABLES | | | | |
| ACCOUNTS RECEIVABLE | 1,466,408 | 760,936 | 705,473 | 93% |
| RECEIVABLES | 1,466,408 | 760,936 | 705,473 | 93% |
| DUE FROM OTHER FUNDS | | | | |
| DUE TO GENERAL FUND FROM OTHER FUNDS | 182,880 | 119,831 | 63,049 | 53% |
| TOTAL CURRENT ASSETS | 6,955,817 | 7,247,087 | (291,270) | -4% |
| FIXED ASSETS | | | | |
| LAND | 11,634,791 | 11,634,791 | - | 0% |
| LAND IMPROVEMENTS | 28,357,507 | 25,665,064 | 2,692,444 | 10% |
| LEASEHOLD IMPROVEMENTS | 1,098,163 | 1,098,163 | - | 0% |
| EQUIPMENT | 1,070,014 | 1,050,533 | 19,481 | 2% |
| EQUIPMENT - COMPUTERS | 296,192 | 276,499 | 19,692 | 7% |
| EQUIPMENT - AUTOS | 474,688 | 399,660 | 75,028 | 19% |
| ** CONSTRUCTION IN PROGRESS | 349,579 | 1,619,827 | (1,270,248) | -78% |
| SUBTOTAL | 43,280,933 | 41,744,537 | 1,536,397 | 4% |
| ACCUMULATED DEPRECIATION | (16,929,212) | (15,708,362) | (1,220,850) | 8% |
| SUBTOTAL | 26,351,721 | 26,036,174 | 315,547 | 1% |
| TOTAL ASSETS | 33,307,538 | 33,283,261 | 24,277 | 0% |
| 5 months of the fiscal year and represents 42% of the year. | | | | |
| TOTAL DEFERRED OUTFLOWS OF RESOURCES - GASB 68 | 1,186,655 | 1,437,135 | (250,480) | -17% |

FOOTNOTES:

* General Fund Cash amount includes \$2,501,500 in Reserves

** Construction in Progress consists of the DFJ HVAC, Bocce Ball Court, Oakway Park Playground, and Chapman Park Renovation.

CHICO AREA RECREATION AND PARK DISTRICT
GENERAL FUND - FUND 2490
BALANCE SHEET
NOVEMBER 2022

| | NOVEMBER 2022 | NOVEMBER 2021 | Increase (Decrease) | |
|--|------------------|------------------|---------------------|-------------|
| | | | \$ Change | % Change |
| LIABILITIES | | | | |
| ACCOUNTS PAYABLE | 5,518 | 84,552 | (79,034) | -93% |
| ACCRUED EXPENSES | | | | |
| ACCRUED PAYROLL | 201,365 | 116,601 | 84,764 | 0% |
| PAYROLL FEDERAL TAXES | 17,575 | 11,569 | 6,006 | 52% |
| PAYROLL STATE TAXES | 5,842 | 3,510 | 2,332 | 66% |
| PAYROLL EMPLOYEE MEDI & FICA | 19,752 | 11,865 | 7,886 | 66% |
| PAYROLL EMPLOYER MEDI & FICA LIAB | 19,585 | 11,698 | 7,886 | 67% |
| PAYROLL SDI | 2,879 | 1,863 | 1,016 | 55% |
| PAYROLL GARNISHMENTS | (30,355) | 564 | (30,919) | -5481% |
| UNION DUES - SUPERVISORS | 517 | 446 | 71 | 16% |
| UNION DUES - PARKS | 737 | 1,334 | (597) | 0% |
| EMPLOYER CALPERS | - | - | - | -100% |
| 457 EMPLOYEE CONTRIBUTIONS | 5,452 | 5,002 | 450 | 9% |
| EMPLOYEE VOLUNTARY LIFE/AD&D | - | - | - | 0% |
| EMPLOYEE MEDICAL WITHHOLDINGS | (1,531) | (1,531) | - | 0% |
| VOUCHERS PAYABLE ACCRUAL | - | (100,000) | 100,000 | 0% |
| ACCRUED EXPENSES | 241,817 | 62,922 | 178,895 | 284% |
| DUE TO OTHER FUNDS | | | | |
| DUE TO OTHER FUNDS FROM GENERAL FUND | - | - | - | 0% |
| OTHER LIABILITIES | | | | |
| BANK CHARGE CLEARING ACCOUNT | - | (37,608) | 37,608 | -100% |
| DEFERRED REVENUE | 991,699 | 933,006 | 58,693 | 6% |
| OTHER LIAB - CLASS CLEARING ACCT | 3,423 | 4,282 | (859) | -20% |
| UNEARNED REVENUE | (0) | 6,049 | (6,049) | -100% |
| SECURITY DEPOSITS | 48,250 | 43,600 | 4,650 | 11% |
| TIME EXPIRED HOLDING ACCT | 8,403 | 7,403 | 1,000 | 14% |
| SUBTOTAL | 1,051,775 | 956,731 | 95,043 | 10% |
| TOTAL CURRENT LIABILITIES | 1,299,110 | 1,104,205 | 194,905 | 18% |
| LONG-TERM DEBT | | | | |
| NET PENSION LIABILITY | 657,142 | 2,673,147 | (2,016,005) | -75% |
| LIABILITY FOR COMPENSATED ABSENCES | 263,428 | 230,883 | 32,545 | 14% |
| SUBTOTAL | 920,570 | 2,904,030 | (1,983,460) | -68% |
| TOTAL LIABILITIES | 2,219,680 | 4,008,235 | (1,788,555) | -45% |
| TOTAL DEFERRED INFLOWS OF RESOURCES - GASB 68 | 755,205 | 387,623 | 367,582 | 95% |

FOOTNOTES:

CHICO AREA RECREATION AND PARK DISTRICT
GENERAL FUND - FUND 2490
BALANCE SHEET
NOVEMBER 2022

| FUND BALANCE | NOVEMBER 2022 | NOVEMBER 2021 | Increase (Decrease) | |
|--|--------------------|--------------------|---------------------|---------------|
| | | | \$ Change | % Change |
| SPENDABLE - COMMITTED | | | | |
| SPENDABLE - COMMITTED - PETTY CASH | 1,500 | 1,500 | - | 0% |
| SPENDABLE - COMMITTED - GENERAL RESERVE | 2,500,000 | 2,000,000 | 500,000 | 25% |
| SUBTOTAL | 2,501,500 | 2,001,500 | 500,000 | 25% |
| SPENDABLE - ASSIGNED | - | - | - | 0% |
| SPENDABLE - UNASSIGNED | 5,182,360 | 4,470,982 | 711,378 | 16% |
| NON-SPENDABLE | 26,424,809 | 26,036,174 | 388,635 | 1% |
| TOTAL FUND BALANCE - GENERAL FUND | 34,108,669 | 33,694,156 | 414,513 | 1% |
| TOTAL NET INCOME (LOSS) | (2,178,393) | (1,884,490) | (293,904) | 16% |
| CURRENT YEAR NET INVESTMENT IN CAPITAL ASSETS | (414,329) | 22,618 | (436,947) | -1932% |
| TOTAL FUND BALANCE | 31,515,947 | 31,787,048 | (271,102) | -1% |

**CHICO AREA RECREATION AND PARK DISTRICT
EXECUTIVE SUMMARY
GENERAL FUND - FUND 2490
NOVEMBER 2022
REPRESENTS 42% OF THE YEAR**

| | 2022-2023 BUDGET | 2022-2023 YTD | 2022-2023 % BUDGET | Remaining Budget | 2021-2022 BUDGET | 2021-2022 YTD | 2021-2022 % BUDGET | DIFF. BY YEAR |
|--|-----------------------------|--------------------------|-------------------------------|-----------------------------|-----------------------------|--------------------------|-------------------------------|--------------------------|
| REVENUE | | | | | | | | |
| FEE BASED PROGRAM INCOME | 3,505,637 | 1,461,065 | 41.7% | 2,044,572 | 3,030,341 | 1,270,274 | 41.9% | 190,791 |
| OTHER INCOME | 664,865 | 389,532 | 58.6% | 275,333 | 528,350 | 221,599 | 41.9% | 167,933 |
| RDA PASSTHROUGH | 1,600,000 | - | 0.0% | 1,600,000 | 1,540,000 | 5,190 | 0.3% | (5,190) |
| INVESTMENT INCOME | 45,000 | - | 0.0% | 45,000 | 40,000 | 18,025 | 45.1% | (18,025) |
| TAX INCOME / COUNTY | 4,655,000 | 299,938 | 6.4% | 4,355,062 | 4,178,000 | 230,228 | 5.5% | 69,710 |
| BACKFILL TAX INCOME | - | - | 0.0% | - | - | - | 0.0% | - |
| TOTAL REVENUE | 10,470,502 | 2,150,535 | 20.5% | 8,319,967 | 9,316,691 | 1,745,315 | 18.7% | 405,220 |
| OPERATING EXPENDITURES | | | | | | | | |
| SALARIES AND BENEFITS | 7,320,959 | 2,941,617 | 40.2% | 4,379,342 | 6,581,096 | 2,606,795 | 39.6% | 334,822 |
| SERVICES AND SUPPLIES | 2,829,608 | 1,244,795 | 44.0% | 1,584,813 | 2,570,458 | 982,468 | 38.2% | 262,327 |
| OPERATING TRANSFER OUT | 267,934 | - | | | 113,529 | - | | |
| CONTRIB. TO OTHER AGENCIES | 15,000 | 9,997 | 66.6% | 5,003 | 15,000 | - | 0.0% | 9,997 |
| CONTINGENCIES | 20,000 | - | 0.0% | 20,000 | 25,000 | - | 0.0% | - |
| NOTES PAYABLE / LEASE PYMTS | - | - | 0.0% | - | 80,681 | - | 0.0% | - |
| TOTAL OPERATING EXPENDITURES | 10,453,501 | 4,196,409 | 40.1% | 5,989,158 | 9,385,764 | 3,589,262 | 38.2% | 607,146 |
| NET REVENUE BEFORE SPEC. EXP. | 17,001 | (2,045,874) | | 2,062,875 | (69,073) | (1,843,947) | | (201,927) |
| SPECIALLY ALLOCATED ITEMS | | | | | | | | |
| DEPRECIATION | - | 362,346 | 0.0% | - | - | - | 0.0% | 362,346 |
| FAIR MARKET VALUE ADJUSTMENT | - | (229,827) | 0.0% | 229,827 | - | 40,543 | 0.0% | (270,369) |
| TOTAL SPECIALLY ALLOCATED | - | 132,520 | 0.0% | 229,827 | - | 40,543 | 0.0% | 91,977 |
| REVENUE OVER (UNDER) EXPENDITURES | 17,001 | (2,178,393) | | | (69,073) | (1,884,490) | | (293,904) |

**CHICO AREA RECREATION AND PARK DISTRICT
REVENUE SUMMARY
GENERAL FUND - FUND 2490
NOVEMBER 2022
REPRESENTS 42% OF THE YEAR**

| | 2022-2023 BUDGET | 2022-2023 YTD | 2022-2023 % BUDGET | Remaining Budget | 2021-2022 BUDGET | 2021-2022 YTD | 2021-2022 % BUDGET | DIFF. BY YEAR |
|--|---------------------|------------------|-----------------------|---------------------|---------------------|------------------|-----------------------|------------------|
| FEE BASED PROGRAM INCOME | | | | | | | | |
| AFTER SCHOOL & CAMP PROGRAMS | | | | | | | | |
| AFTERSCHOOL | 2,052,225 | 697,935 | 34.0% | 1,354,290 | 1,593,933 | 572,972 | 35.9% | 124,963 |
| CAMPS | 301,300 | 228,437 | 75.8% | 72,863 | 266,690 | 219,096 | 82.2% | 9,340 |
| SUBTOTAL | 2,353,525 | 926,372 | 39.4% | 1,427,153 | 1,860,623 | 792,068 | 42.6% | 134,303 |
| AQUATICS | 160,570 | 40,489 | 25.2% | 120,081 | 184,109 | 80,235 | 43.6% | (39,746) |
| CLASSES | | | | | | | | |
| GENERAL CLASSES | 147,260 | 68,594 | 46.6% | 78,666 | 84,000 | 36,762 | 43.8% | 31,831 |
| COMMUNITY BAND | 2,000 | 2,253 | 112.6% | - | 1,000 | 866 | 86.6% | 1,386 |
| YOUTH CLASSES | 65,000 | 19,642 | 30.2% | 45,358 | 59,003 | 21,833 | 37.0% | (2,191) |
| SUBTOTAL | 214,260 | 90,489 | 42.2% | 45,358 | 144,003 | 59,461 | 41.3% | 31,027 |
| ADULT SPORTS | 232,942 | 93,625 | 40.2% | 139,317 | 233,995 | 99,394 | 42.5% | (2,408) |
| NATURE CENTER | | | | | | | | |
| PROGRAM FEE INCOME | 256,840 | 144,419 | 56.2% | 112,421 | 188,560 | 97,652 | 51.8% | 46,767 |
| GRANT FUNDING | - | - | 0.0% | - | 185,560 | - | 0.0% | - |
| SUBTOTAL | 256,840 | 144,419 | 56.2% | 112,421 | 374,120 | 97,652 | 26.1% | 46,767 |
| OTHER PROGRAMS | | | | | | | | |
| SCHOLARSHIPS | (25,000) | (4,029) | 16.1% | - | (25,000) | (3,100) | 12.4% | (929) |
| SPECIAL EVENTS | 30,000 | 10,092 | 33.6% | 19,908 | 6,900 | - | 0.0% | 10,092 |
| SENIOR ADULT PROGRAMS | 32,500 | 4,366 | 13.4% | 28,134 | 6,000 | 20,531 | 342.2% | (16,165) |
| YOUTH SPORTS | 250,000 | 155,294 | 62.1% | 94,706 | 245,591 | 124,031 | 50.5% | 31,263 |
| SUBTOTAL | 287,500 | 165,672 | 57.6% | 142,798 | 233,491 | 141,463 | 60.6% | 24,210 |
| TOTAL FEE BASED PROGRAMS | 3,505,637 | 1,461,065 | 41.7% | 2,205,113 | 3,030,341 | 1,270,274 | 41.9% | 179,538 |
| OTHER INCOME | | | | | | | | |
| NOTE: TI FACILITY RENTAL INCOME | 444,865 | 192,495 | 43.3% | 252,370 | 346,450 | 163,340 | 47.1% | 29,155 |
| REBATES & REIMBURSED COSTS | 30,000 | 30,939 | 103.1% | - | 30,000 | 26,197 | 87.3% | 4,742 |
| REIMBURSEMENTS - CITY PARKS | 180,000 | 145,841 | 81.0% | 34,159 | 141,900 | 24,999 | 17.6% | 120,842 |
| MISCELLANEOUS | - | 11,561 | 0.0% | - | - | 2,352 | 0.0% | 9,209 |
| ENDOWMENTS | 10,000 | 5,597 | 56.0% | 4,403 | 10,000 | 2,715 | 27.2% | 2,881 |
| DONATIONS | - | 3,100 | 0.0% | - | - | 1,996 | 0.0% | 1,104 |
| TOTAL OTHER INCOME | 664,865 | 389,532 | 58.6% | 290,933 | 528,350 | 221,599 | 41.9% | 167,933 |
| REVENUE FROM OTHER AGENCIES | | | | | | | | |
| RDA PASSTHROUGH | 1,600,000 | - | 0.0% | 1,600,000 | 1,540,000 | 5,190 | 0.3% | (5,190) |
| INVESTMENT INCOME | 45,000 | - | 0.0% | 45,000 | 40,000 | 18,025 | 45.1% | (18,025) |
| TAX INCOME / COUNTY | 4,655,000 | 299,938 | 6.4% | 4,355,062 | 4,178,000 | 230,228 | 5.5% | 69,710 |
| TOTAL REVENUE FROM OTHER AGENCIES | 6,300,000 | 299,938 | 4.8% | 6,000,062 | 5,758,000 | 253,443 | 4.4% | 46,495 |
| TOTAL REVENUE | 10,470,502 | 2,150,535 | 20.5% | 8,496,107 | 9,316,691 | 1,745,315 | 18.7% | 393,966 |

**CHICO AREA RECREATION AND PARK DISTRICT
SALARIES AND BENEFITS SUMMARY
GENERAL FUND - FUND 2490
NOVEMBER 2022
REPRESENTS 42% OF THE YEAR**

| | 2022-2023 BUDGET | 2022-2023 YTD | 2022-2023 % BUDGET | 2021-2022 BUDGET | 2021-2022 YTD | 2021-2022 % BUDGET | DIFF. BY YEAR |
|------------------------------------|-----------------------------|--------------------------|-------------------------------|-----------------------------|--------------------------|-------------------------------|--------------------------|
| SALARIES | | | | | | | |
| FULL-TIME SALARIES | 3,055,000 | 1,258,379 | 41.2% | 2,640,000 | 1,065,736 | 40.4% | 192,643 |
| PART-TIME SALARIES | 2,752,000 | 1,092,820 | 39.7% | 2,419,334 | 852,039 | 35.2% | 240,781 |
| ACCUMULATED LEAVE | 41,000 | - | 0.0% | 41,000 | - | 0.0% | - |
| INSTRUCTORS | 32,000 | 42,326 | 132.3% | 53,541 | 23,291 | 43.5% | 19,035 |
| SUBTOTAL | 5,880,000 | 2,393,525 | 40.7% | 5,153,875 | 1,941,066 | 37.7% | 452,459 |
| BENEFITS | | | | | | | |
| FICA | 445,000 | 174,240 | 39.2% | 392,000 | 145,790 | 37.2% | 28,450 |
| RETIREMENT | 629,000 | 323,724 | 51.5% | 541,000 | 309,862 | 57.3% | 13,862 |
| HEALTH INSURANCE | 565,400 | 199,619 | 35.3% | 438,500 | 157,449 | 35.9% | 42,171 |
| UNEMPLOYMENT INSURANCE | 30,000 | - | 0.0% | 98,000 | 7,987 | 8.2% | (7,987) |
| WORKERS COMP INSURANCE | 120,000 | 106,963 | 89.1% | 152,000 | 146,862 | 96.6% | (39,900) |
| ALLOCATION TO OTHER FUNDS | (348,441) | (256,455) | 73.6% | (194,279) | (102,222) | 52.6% | (154,233) |
| SUBTOTAL | 1,440,959 | 548,091 | 38.0% | 1,427,221 | 665,729 | 46.6% | (117,637) |
| TOTAL SALARIES AND BENEFITS | 7,320,959 | 2,941,617 | 40.2% | 6,581,096 | 2,606,795 | 39.6% | 334,822 |

**CHICO AREA RECREATION AND PARK DISTRICT
SERVICES AND SUPPLIES SUMMARY
GENERAL FUND - FUND 2490
NOVEMBER 2022
REPRESENTS 42% OF THE YEAR**

| | 2022-2023 BUDGET | 2022-2023 YTD | 2022-2023 % BUDGET | Remaining Budget | 2021-2022 BUDGET | 2021-2022 YTD | 2021-2022 % BUDGET | DIFF. BY YEAR |
|---|---------------------|------------------|-----------------------|---------------------|---------------------|------------------|-----------------------|------------------|
| SERVICES AND SUPPLIES | | | | | | | | |
| MARKETING | 44,000 | 9,608 | 21.8% | 34,392 | 30,000 | - | 0.0% | 9,608 |
| UNIFORM APPAREL | 8,000 | 6,014 | 75.2% | 1,986 | 7,000 | 1,998 | 28.5% | 4,016 |
| PROGRAM APPAREL | - | 5,793 | 0.0% | - | - | - | 0.0% | 5,793 |
| COMMUNICATIONS | 52,358 | 22,911 | 43.8% | 29,447 | 52,358 | 18,990 | 36.3% | 3,921 |
| * INSURANCE | 270,000 | 292,512 | 108.3% | - | 240,500 | 240,725 | 100.1% | 51,787 |
| TECHNOLOGY SOFTWARE | 105,000 | 34,202 | 32.6% | 70,798 | - | - | 0.0% | 34,202 |
| TECHNOLOGY HARDWARE | 30,000 | 19,081 | 63.6% | 10,919 | 20,000 | 1,494 | 7.5% | 17,586 |
| EQUIPMENT MAINTENANCE | 23,250 | 12,070 | 51.9% | 11,180 | 22,330 | 4,979 | 22.3% | 7,091 |
| EQUIPMENT | 9,200 | 31,475 | 342.1% | - | 14,621 | 10,168 | 69.5% | 21,307 |
| VEHICLE MAINTENANCE | 18,000 | 10,265 | 57.0% | 7,735 | 12,500 | 7,566 | 60.5% | 2,698 |
| STRUCTURE & GROUNDS | 190,950 | 87,438 | 45.8% | 103,512 | 178,100 | 26,666 | 15.0% | 60,772 |
| VANDALISM | 5,460 | 599 | 11.0% | 4,861 | 5,445 | 983 | 18.1% | (384) |
| SERVICES | 292,200 | 82,294 | 28.2% | 209,906 | 5,400 | 2,185 | 40.5% | 82,294 |
| ** CONTRACT SERVICES | 716,616 | 232,381 | 32.4% | 484,235 | 827,000 | 302,115 | 36.5% | (69,734) |
| LEGAL NOTICES | 1,000 | 254 | 25.4% | 746 | 22,000 | - | 0.0% | 254 |
| RECRUITMENT | 25,000 | 4,487 | 17.9% | 20,513 | - | - | 0.0% | 4,487 |
| RENT/LEASE STRUCTURES | 2,000 | 500 | 25.0% | 1,500 | 2,000 | 1,000 | 50.0% | (500) |
| SMALL TOOLS | 3,900 | 11,811 | 302.9% | - | 3,905 | 519 | 13.3% | 11,292 |
| PROFESSIONAL DEVELOPMENT | 28,000 | 15,160 | 54.1% | 12,840 | 33,500 | 11,982 | 35.8% | 3,178 |
| MISCELLANEOUS | 10,000 | 3,515 | 35.1% | 6,485 | 14,000 | 1,264 | 9.0% | 2,251 |
| SUPPLIES | 366,540 | 115,904 | 31.6% | 250,636 | 340,020 | 60,110 | 17.7% | 55,665 |
| HOSPITALITY | 5,000 | 5,417 | 108.3% | - | 5,000 | - | 0.0% | 2,751 |
| FUEL | 50,000 | 13,580 | 27.2% | 36,420 | 60,000 | 15,386 | 25.6% | (1,807) |
| TRANSPORTATION | 3,700 | 1,980 | 53.5% | 1,720 | 3,470 | - | 0.0% | 1,980 |
| DIST OFFICE BOARD MTG EXP | 10,000 | 2,675 | 26.8% | 7,325 | 10,000 | 4,200 | 42.0% | (1,525) |
| USE TAX | 1,500 | - | 0.0% | 1,500 | 1,500 | - | 0.0% | - |
| TRAVEL | 10,000 | 898 | 9.0% | 9,102 | 15,000 | 744 | 5.0% | 154 |
| =NOTE: This completes "&Inputs!R[-47]! | 2,281,674 | 1,022,694 | 44.8% | 1,317,888 | 1,925,649 | 713,076 | 37.0% | 309,138 |
| UTILITIES | | | | | | | | |
| WATER | 151,521 | 44,953 | 29.7% | 106,568 | 97,955 | 62,777 | 64.1% | (17,824) |
| ELECTRICITY | 309,072 | 162,028 | 52.4% | 147,044 | 280,196 | 135,540 | 48.4% | 26,488 |
| GAS | 79,992 | 12,136 | 15.2% | 67,856 | 65,743 | 13,908 | 21.2% | (1,772) |
| SEWER | 7,349 | 2,984 | 40.6% | 4,365 | 6,400 | 3,237 | 50.6% | (253) |
| SUBTOTAL | 547,934 | 222,101 | 40.5% | 325,833 | 450,294 | 215,463 | 47.8% | 6,638 |
| TOTAL SERVICE & SUPPLY | 2,829,608 | 1,244,795 | 44.0% | 1,643,721 | 2,570,458 | 982,468 | 38.2% | 263,903 |

* Insurance is paid in July for the Fiscal Year

** Contract Services budget adjusted. \$18,000 moved to Recruitment. \$105,000 moved to Technology Software. \$274,400 moved to Services.

**CHICO AREA RECREATION AND PARK DISTRICT
CAPITAL PROJECTS / FIXED ASSETS SUMMARY
NOVEMBER 2022
REPRESENTS 42% OF THE YEAR**

| | ORIGINAL 2022-2023 BUDGET | REVISED 2022-2023 BUDGET | 2022-2023 YTD | 2022-2023 % BUDGET | Remaining Budget |
|---|--|---|--------------------------|-------------------------------|-----------------------------|
| CAPITAL PROJECTS | | | | | |
| ADA - COMPLETE TRANSITION PLAN | 135,000 | 135,000 | 12,269 | 9.1% | 122,731 |
| HOOKER OAK SOFTBALL LIGHTING | 890,000 | 890,000 | 382,407 | 43.0% | 507,593 |
| ** HOOKER OAK BASKETBALL RESURFACE | 35,400 | 73,900 | - | 0.0% | 35,400 |
| FIELDHOUSE HVAC | 66,000 | 66,000 | - | 0.0% | 66,000 |
| POOL ROOM ROOF REPLACEMENT | 48,000 | 48,000 | - | 0.0% | 48,000 |
| ** ROTARY PARK BASKETBALL RESURFACE | 35,400 | 73,900 | - | 0.0% | 35,400 |
| DISTRICT WIDE DEFERRED MAINTENANCE | 140,000 | 140,000 | 50,132 | 35.8% | 89,868 |
| HOOKER OAK TOT LOT PLAYGROUND | 192,000 | 192,000 | - | 0.0% | 192,000 |
| PETERSON PARK PLAYGROUND | 198,240 | 198,240 | - | 0.0% | 198,240 |
| COMMUNITY PARK PICKLEBALL CONVERSION | 84,000 | 84,000 | - | 0.0% | 84,000 |
| DFJ HVAC REPLACEMENT | 550,000 | 550,000 | 379,647 | 69.0% | 170,353 |
| BOCCE BALL COURT | 450,000 | 450,000 | 28,745 | 6.4% | 421,255 |
| OAK WAY PLAYGROUND - PROP 68 | - | 8,123 | 370 | 0.0% | - |
| DFJ CHAPMAN PARK RENOVATION | 2,900,000 | 2,900,000 | 45,594 | 1.6% | 2,854,406 |
| COMMUNITY CENTER OVEN REPLACEMENT | - | 26,256 | - | 0.0% | - |
| SUBTOTAL CAPITAL PROJECTS | 5,724,040 | 5,835,419 | 899,164 | 15.7% | 4,825,246 |
| FIELD/PROGRAM EQUIPMENT | | | | | |
| TRACTOR | 102,000 | 102,000 | - | 0.0% | 102,000 |
| 2023 DECK MOWER | 100,000 | 100,000 | - | 0.0% | 100,000 |
| GATOR | 15,000 | 15,000 | - | 0.0% | 15,000 |
| DECK MOWER | 85,000 | 85,000 | 82,473 | 97.0% | 2,527 |
| SUBTOTAL FIELD/PROGRAM EQUIPMENT | 302,000 | 302,000 | 82,473 | 27.3% | 219,527 |
| VEHICLES | | | | | |
| * ROVING CREW TRUCK | - | 36,500 | 31,109 | 0.0% | - |
| PROJECT CREW TRUCK | 65,000 | 65,000 | 52,488 | 80.8% | 12,512 |
| =NOTE: This completes "&Inputs!R[-47]C[1]&" months | 65,000 | 101,500 | 83,597 | 128.6% | 12,512 |
| TOTAL CAPITAL PROJECTS/FIXED ASSETS | 6,091,040 | 6,238,919 | 1,065,235 | 17.5% | 5,025,805 |

| | | | | | |
|---|------------------|------------------|----------------|--------------|------------------|
| CAPITAL PROJECTS REIMBURSEMENT | | | | | |
| CPRS PLAYGROUND GRANT | 150,000 | 150,000 | - | 0.0% | 150,000 |
| CHAPMAN PROP 68 GRANT FUNDING | 2,900,000 | 2,900,000 | - | 0.0% | 2,900,000 |
| OAK WAY PROP 68 GRANT FUNDING | - | 8,123 | - | 0.0% | - |
| COMMUNITY PARK IMPACT FEE FUND | 450,000 | 450,000 | - | 0.0% | 450,000 |
| GENERAL FUND UNASSIGNED FUND BALANCE | 2,591,040 | 2,730,796 | - | 0.0% | 2,591,040 |
| ROTARY DONATIONS | - | - | - | 0.0% | - |
| CITY OF CHICO - CENTENNIAL PARK | - | - | 650,906 | 0.0% | - |
| TOTAL CAPITAL PROJECTS REIMBURSEMENT | 6,091,040 | 6,238,919 | 650,906 | 10.7% | 5,440,134 |

| | | | | | |
|--|----------|----------|------------------|-------------|----------------|
| TOTAL EXPENSE (OVER) UNDER REIMBURSEMENTS | - | - | (414,329) | 0.0% | 414,329 |
|--|----------|----------|------------------|-------------|----------------|

* Roving Crew Truck budgeted and ordered in FY 2021/2022, received and paid in FY 2022/2023.

Budget should have been carried over.

** Board Approved an increase of \$77,000 to Hooker Oak and Rotary Park Basketball Resurfaces. Approved 10/06/2022

CHICO AREA RECREATION AND PARK DISTRICT
PROGRAM SUMMARY 2021-2022
November 2022
Month 5 and 42% of the Year

| DESCRIPTION | 2022-2023 Budget | November 2022 | 2022-2023 YTD | 2022-2023 % of Budget | Remaining Budget | 2021-2022 Budget | November 2021 | 2021-2022 YTD | 2021-2022 % of Budget | YTD Difference by Year |
|---------------------------|---------------------|---------------|------------------|--------------------------|---------------------|---------------------|---------------|------------------|--------------------------|------------------------------|
| AFTERSCHOOL | | | | | | | | | | |
| INCOME | 2,052,225 | 91,540 | 697,935 | 34% | 1,354,290 | 1,593,933 | 90,370 | 572,972 | 36% | 124,963 |
| PART-TIME WAGES | (1,289,000) | (72,608) | (381,954) | 30% | (907,046) | (926,759) | (61,188) | (320,073) | 35% | (61,882) |
| SUPPLIES | (27,135) | (1,747) | (6,079) | 22% | (21,056) | (34,500) | (865) | (3,030) | 9% | (3,048) |
| TOTAL AFTERSCHOOL | 736,090 | 17,185 | 309,902 | 42% | 426,188 | 632,675 | 28,317 | 249,869 | 39% | 60,033 |
| CAMPS | | | | | | | | | | |
| INCOME | 301,300 | 2,450 | 228,437 | 76% | 72,863 | 266,690 | 480 | 219,096 | 82% | 9,340 |
| PART-TIME WAGES | (98,600) | (54) | (82,943) | 84% | (15,657) | (118,939) | (260) | (71,215) | 60% | (11,728) |
| INSTRUCTORS | (2,000) | - | - | 0% | (2,000) | (8,000) | - | - | 0% | - |
| PROGRAM APPAREL | - | - | (1,859) | 0% | 1,859 | - | - | - | 0% | (1,859) |
| GENERAL SERVICES | - | - | (1,776) | 0% | 1,776 | - | - | - | 0% | (1,776) |
| CONTRACT SERVICES | (54,416) | - | (42,875) | 79% | (11,541) | (41,025) | (360) | (54,588) | 133% | 11,713 |
| SUPPLIES | (16,650) | - | (2,917) | 18% | (13,733) | (16,970) | - | (1,657) | 10% | (1,260) |
| HOSPITALITY | - | - | (22) | 0% | 22 | - | - | - | 0% | (22) |
| TRANSPORTATION | (2,800) | - | (1,540) | 55% | (1,260) | (2,570) | - | - | 0% | (1,540) |
| TOTAL CAMPS | 126,834 | 2,397 | 94,504 | 75% | 32,330 | 79,186 | (140) | 91,637 | 116% | 2,867 |
| AQUATICS | | | | | | | | | | |
| INCOME | 160,570 | 32 | 40,489 | 25% | 120,081 | 171,409 | 78 | 80,235 | 47% | (39,746) |
| PART-TIME WAGES | (134,000) | - | (54,533) | 41% | (79,467) | (124,912) | - | (54,381) | 44% | (152) |
| SUPPLIES | (3,500) | - | (1,073) | 31% | (2,427) | (5,650) | - | (7) | 0% | (1,065) |
| TOTAL AQUATICS | 23,070 | 32 | (15,117) | -66% | 38,187 | 40,847 | 78 | 25,847 | 63% | (40,964) |
| CLASSES | | | | | | | | | | |
| INCOME | 214,260 | 19,360 | 90,489 | 42% | 123,771 | 144,003 | 14,993 | 59,461 | 41% | 31,027 |
| PART-TIME WAGES | (53,000) | (1,544) | (10,899) | 21% | (42,101) | (17,541) | (1,894) | (9,413) | 54% | (1,485) |
| INSTRUCTORS | (30,000) | (5,988) | (31,427) | 105% | 1,427 | (52,800) | (5,989) | (23,291) | 44% | (8,136) |
| CONTRACT SERVICES | (38,500) | (4,795) | (15,095) | 39% | (23,405) | (18,000) | (718) | (3,403) | 19% | (11,693) |
| SUPPLIES | (5,200) | (521) | (1,635) | 31% | (3,565) | (4,750) | (421) | (588) | 12% | (1,047) |
| TOTAL CLASSES | 87,560 | 6,513 | 31,432 | 36% | 56,128 | 50,912 | 5,971 | 22,766 | 45% | 8,666 |
| ADULT SPORTS | | | | | | | | | | |
| INCOME | 232,942 | 7,548 | 96,986 | 42% | 135,956 | 233,995 | 8,140 | 99,394 | 42% | (2,408) |
| PART-TIME WAGES | (160,000) | (3,669) | (26,370) | 16% | (133,630) | (96,445) | (2,252) | (15,450) | 16% | (10,920) |
| OFFICIALS | - | (3,463) | (38,971) | 0% | 38,971 | (2,880) | (2,892) | (25,558) | 887% | (13,413) |
| SUPPLIES | (25,650) | (204) | (6,117) | 24% | (19,533) | (16,725) | (78) | (4,118) | 25% | (1,999) |
| TOTAL ADULT SPORTS | 47,292 | 211 | 25,528 | 54% | 21,764 | 117,945 | 2,919 | 54,268 | 46% | (28,740) |

CHICO AREA RECREATION AND PARK DISTRICT
PROGRAM SUMMARY 2021-2022
November 2022
Month 5 and 42% of the Year

| DESCRIPTION | 2022-2023 Budget | November 2022 | 2022-2023 YTD | 2022-2023 % of Budget | Remaining Budget | 2021-2022 Budget | November 2021 | 2021-2022 YTD | 2021-2022 % of Budget | YTD Difference by Year |
|------------------------------|---------------------|----------------|------------------|--------------------------|---------------------|---------------------|---------------|------------------|--------------------------|------------------------------|
| YOUTH SPORTS | | | | | | | | | | |
| INCOME | 250,000 | 24,344 | 155,294 | 62% | 94,706 | 245,591 | 15,428 | 124,031 | 51% | 31,263 |
| PART-TIME WAGES | (149,000) | (7,019) | (67,688) | 45% | (81,312) | (128,295) | (4,279) | (50,780) | 40% | (16,908) |
| SUPPLIES | (32,950) | (2,392) | (7,487) | 23% | (25,463) | (30,830) | (5,223) | (7,079) | 23% | (408) |
| TOTAL YOUTH SPORTS | 68,050 | 14,933 | 80,119 | 118% | (12,069) | 86,466 | 5,926 | 65,574 | 76% | 14,545 |
| SENIOR PROGRAMS | | | | | | | | | | |
| INCOME | 32,500 | 1,523 | 4,366 | 13% | 28,134 | 6,000 | 6,905 | 20,531 | 342% | (16,165) |
| PART-TIME WAGES | (1,600) | - | - | 0% | (1,600) | - | - | - | 0% | - |
| GENERAL SERVICES | (10,000) | (1,840) | (4,556) | 46% | (5,444) | - | - | - | 0% | (4,556) |
| CONTRACT SERVICES | (3,500) | - | - | 0% | (3,500) | (4,000) | - | (3,750) | 94% | 3,750 |
| SUPPLIES | (950) | - | (172) | 18% | (778) | (200) | - | - | 0% | (172) |
| TOTAL SENIOR PROGRAMS | 16,450 | (317) | (362) | -2% | 16,812 | 1,800 | 6,905 | 16,781 | 932% | (17,143) |
| SPECIAL EVENTS | | | | | | | | | | |
| INCOME | 30,000 | - | 6,049 | 20% | 23,951 | 6,900 | - | - | 0% | 6,049 |
| GRANT INCOME | - | - | 4,043 | 0% | (4,043) | - | - | - | 0% | 4,043 |
| PART-TIME WAGES | - | - | - | 0% | - | (22,716) | - | - | 0% | - |
| MARKETING | - | - | (544) | 0% | 544 | - | - | - | 0% | (544) |
| GENERAL SERVICES | - | (1,134) | (3,950) | 0% | 3,950 | - | - | - | 0% | (3,950) |
| CONTRACT SERVICES | (4,000) | - | - | 0% | (4,000) | (2,900) | - | - | 0% | - |
| SUPPLIES | (16,000) | - | (2,171) | 14% | (13,829) | (6,000) | - | - | 0% | (2,171) |
| HOSPITALITY | - | (75) | (75) | 0% | 75 | - | - | - | 0% | (75) |
| TOTAL SPECIAL EVENTS | 10,000 | (1,209) | 3,352 | 34% | 6,648 | (24,716) | - | - | 0% | 3,352 |
| NATURE CENTER | | | | | | | | | | |
| INCOME | 256,840 | 14,337 | 144,419 | 56% | 112,421 | 188,560 | 5,959 | 97,652 | 52% | 46,767 |
| DONATIONS | - | 3 | 62 | 0% | (62) | - | 31 | 1,468 | 0% | (1,406) |
| ENDOWMENTS | 10,000 | - | 5,597 | 56% | 4,403 | 10,000 | - | 2,715 | 27% | 2,881 |
| PART-TIME WAGES | (193,800) | (6,729) | (73,496) | 38% | (120,304) | (118,652) | (4,169) | (50,775) | 43% | (22,721) |
| UNIFORM APPAREL | - | (317) | (317) | 0% | 317 | - | - | - | 0% | (317) |
| PROGRAM APPAREL | - | (365) | (3,934) | 0% | 3,934 | - | - | - | 0% | (3,934) |
| GENERAL SERVICES | - | - | (255) | 0% | 255 | - | - | - | 0% | (255) |
| CONTRACT SERVICES | (2,320) | - | (2,706) | 117% | 386 | (3,400) | - | (934) | 27% | (1,772) |
| SUPPLIES | (18,215) | (1,247) | (8,686) | 48% | (9,529) | (13,855) | (13) | (158) | 1% | (8,529) |
| HOSPITALITY | - | - | (68) | 0% | 68 | - | - | - | 0% | (68) |
| TRANSPORTATION | (900) | - | (440) | 49% | (460) | (900) | - | - | 0% | (440) |
| TOTAL NATURE CENTER | 51,605 | 5,682 | 60,176 | 117% | (8,571) | 61,753 | 1,808 | 49,968 | 81% | 10,208 |

CHICO AREA RECREATION AND PARK DISTRICT
PROGRAM SUMMARY 2021-2022
November 2022
Month 5 and 42% of the Year

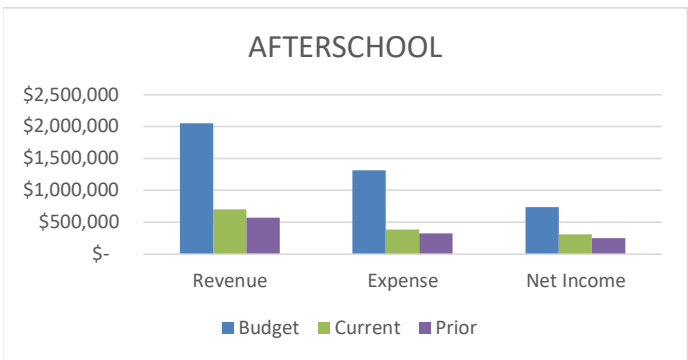
| DESCRIPTION | 2022-2023 Budget | November 2022 | 2022-2023 YTD | 2022-2023 % of Budget | Remaining Budget | 2021-2022 Budget | November 2021 | 2021-2022 YTD | 2021-2022 % of Budget | YTD Difference by Year |
|--|---------------------|-----------------|------------------|--------------------------|---------------------|---------------------|-----------------|------------------|--------------------------|------------------------------|
| <u>FACILITY RENTAL</u> | | | | | | | | | | |
| INCOME | 444,865 | 26,829 | 192,495 | 43% | 252,370 | 382,950 | 31,335 | 163,340 | 43% | 29,155 |
| PART-TIME WAGES | (70,000) | (5,335) | (30,877) | 44% | (39,123) | (100,400) | (6,517) | (29,326) | 29% | (1,551) |
| INSTRUCTORS | - | - | - | 0% | - | - | - | - | 0% | - |
| MARKETING | - | - | (973) | 0% | 973 | - | - | - | 0% | (973) |
| UNIFORM APPAREL | - | (273) | (273) | 0% | 273 | - | - | - | 0% | (273) |
| PROGRAM APPAREL | - | - | - | 0% | - | - | - | - | 0% | - |
| COMMUNICATIONS | - | - | - | 0% | - | - | - | - | 0% | - |
| GENERAL SERVICES | - | - | - | 0% | - | - | - | - | 0% | - |
| CONTRACT SERVICES | (10,000) | - | - | 0% | (10,000) | (7,300) | (138) | (482) | 7% | 482 |
| SUPPLIES | (7,500) | - | (352) | 5% | (7,148) | (6,250) | - | (422) | 7% | 70 |
| HOSPITALITY | - | (85) | (85) | 0% | 85 | (9,200) | - | (392) | 4% | 307 |
| TRANSPORTATION | - | - | - | 0% | - | - | - | - | 0% | - |
| TOTAL FACILITY RENTAL | 357,365 | 21,136 | 159,934 | 45% | 197,431 | 259,800 | 24,680 | 132,719 | 51% | 27,216 |
| <u>RECREATION - MISC. & ADMIN</u> | | | | | | | | | | |
| INCOME | (10,000) | 136 | (2,743) | 27% | (7,257) | (25,000) | (257) | (2,863) | 11% | 121 |
| FULL-TIME WAGES | (761,000) | (49,656) | (262,659) | 35% | (498,341) | (607,000) | (42,228) | (206,375) | 34% | (56,284) |
| PART-TIME WAGES | (58,000) | (3,887) | (33,229) | 57% | (24,771) | - | (7,178) | (57,625) | 0% | 24,396 |
| OVERTIME/ACL | (10,000) | - | - | 0% | (10,000) | (10,000) | - | - | 0% | - |
| SUPPLIES | (5,000) | - | - | 0% | (5,000) | - | - | - | 0% | - |
| TOTAL RECREATION - MISC. & ADMIN | (844,000) | (53,407) | (298,630) | 35% | (545,370) | (642,000) | (49,663) | (266,863) | 42% | (31,767) |
| TOTAL PROGRAM SUMMARY | 680,316 | 13,155 | 450,839 | 66% | 229,477 | 664,668 | 26,800 | 442,565 | 67% | 8,274 |

**CHICO AREA RECREATION AND PARK DISTRICT
BOARD PROGRAM SUMMARY 2022-2023
November 2022
42% of the Year**

AFTERSCHOOL

Budgeted Revenues: 34%
Budgeted Expenses: 29%
Net Income: \$60,033 over last year

| | BUDGET | CURRENT YTD | PRIOR YTD |
|-----------------|--------------|-------------|------------|
| REVENUE | \$ 2,052,225 | \$ 697,935 | \$ 572,972 |
| EXPENSES | \$ 1,316,135 | \$ 388,033 | \$ 323,103 |

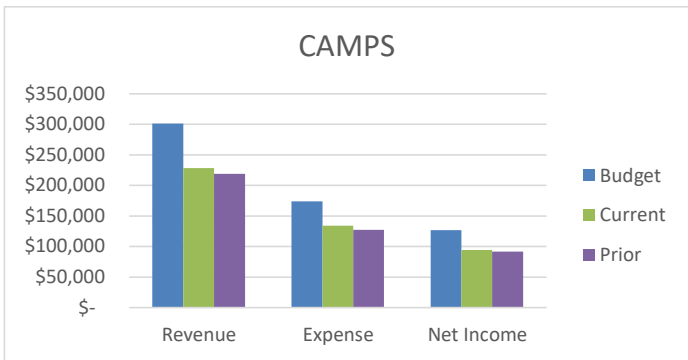


CAMPS

Budgeted Revenues: 76%
Budgeted Expenses: 77%
Net Income: \$2,867.30 over last year

CAMPS primarily run June-August, December, January and March.

| | BUDGET | CURRENT YTD | PRIOR YTD |
|-----------------|------------|-------------|------------|
| REVENUE | \$ 301,300 | \$ 228,437 | \$ 219,096 |
| EXPENSES | \$ 174,466 | \$ 133,932 | \$ 127,459 |

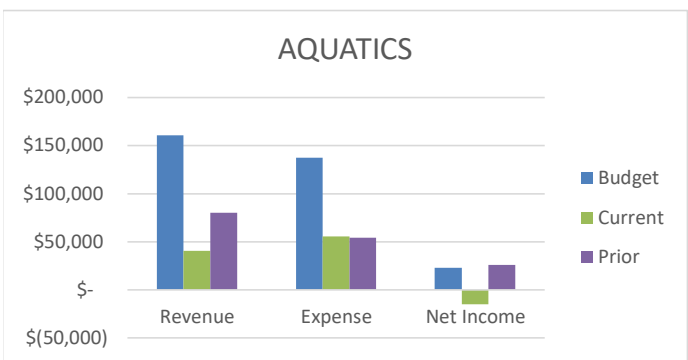


AQUATICS

Budgeted Revenue: 25%
Budgeted Expenses: 40%
Net Income: \$40,964 under last year

Lifeguard shortage at Sycamore Pool prevented services.

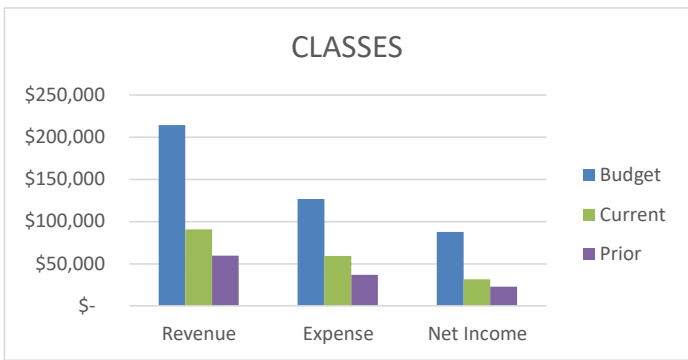
| | BUDGET | CURRENT YTD | PRIOR YTD |
|-----------------|------------|-------------|-----------|
| REVENUE | \$ 160,570 | \$ 40,489 | \$ 80,235 |
| EXPENSES | \$ 137,500 | \$ 55,605 | \$ 54,388 |



CLASSES

Budgeted Revenue: 42%
Budgeted Expenses: 47%
Net Income: \$8,666 over last year

| | BUDGET | CURRENT YTD | PRIOR YTD |
|-----------------|------------|-------------|-----------|
| REVENUE | \$ 214,260 | \$ 90,489 | \$ 59,461 |
| EXPENSES | \$ 126,700 | \$ 59,056 | \$ 36,695 |



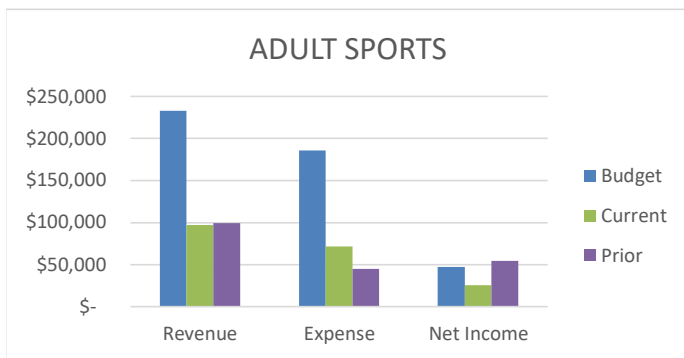
**CHICO AREA RECREATION AND PARK DISTRICT
BOARD PROGRAM SUMMARY 2022-2023
November 2022
42% of the Year**

ADULT SPORTS

Budgeted Revenue: 42%
Budgeted Expenses: 38%
Net Income: \$28,740 under last year

Decreased participation and increased staffing costs have affected net income.

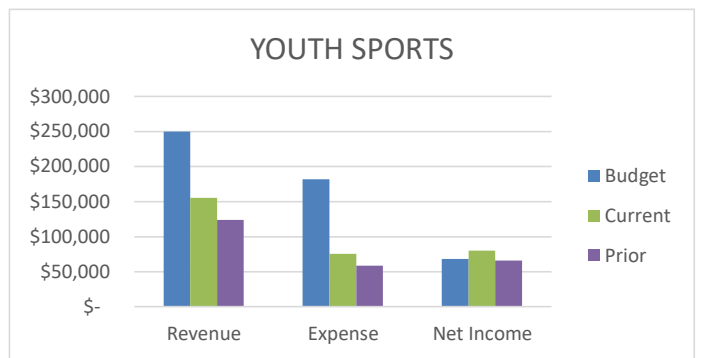
| | BUDGET | CURRENT YTD | PRIOR YTD |
|-----------------|------------|-------------|-----------|
| REVENUE | \$ 232,942 | \$ 96,986 | \$ 99,394 |
| EXPENSES | \$ 185,650 | \$ 71,458 | \$ 45,126 |



YOUTH SPORTS

Budgeted Revenue: 62%
Budgeted Expenses: 41%
Net Income: \$14,544.88 over last year

| | BUDGET | CURRENT YTD | PRIOR YTD |
|-----------------|------------|-------------|------------|
| REVENUE | \$ 250,000 | \$ 155,294 | \$ 124,031 |
| EXPENSES | \$ 181,950 | \$ 75,175 | \$ 58,457 |

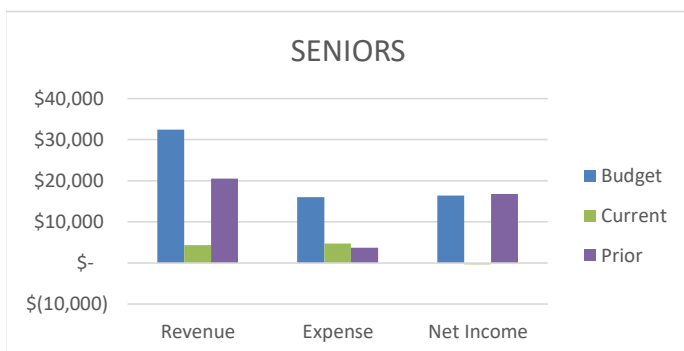


SENIORS

Budgeted Revenue: 13%
Budgeted Expenses: 29%
Net Income: \$17,143 under last year

Timing of trips and tours has skewed comparison to prior year.

| | BUDGET | CURRENT YTD | PRIOR YTD |
|-----------------|-----------|-------------|-----------|
| REVENUE | \$ 32,500 | \$ 4,366 | \$ 20,531 |
| EXPENSES | \$ 16,050 | \$ 4,728 | \$ 3,750 |

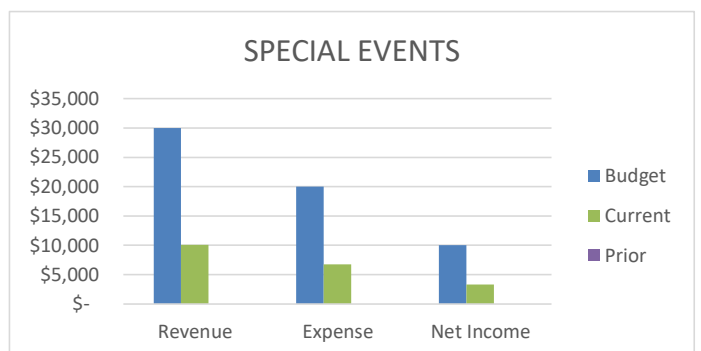


SPECIAL EVENTS

Budgeted Revenue: 34%
Budgeted Expenses: 34%
Net Income: \$3,352 over last year

Expenses are incurred prior to receiving revenue (through either entrance fees or sponsorships).

| | BUDGET | CURRENT YTD | PRIOR YTD |
|-----------------|-----------|-------------|-----------|
| REVENUE | \$ 30,000 | \$ 10,092 | \$ - |
| EXPENSES | \$ 20,000 | \$ 6,740 | \$ - |

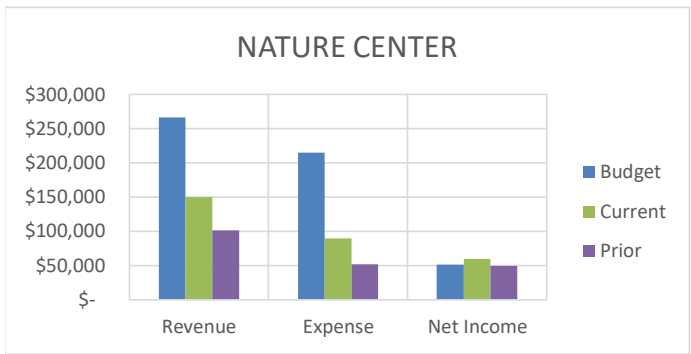


**CHICO AREA RECREATION AND PARK DISTRICT
BOARD PROGRAM SUMMARY 2022-2023
November 2022
42% of the Year**

NATURE CENTER

Budgeted Revenue: 56%
Budgeted Expenses: 42%
Net Income: \$10,208 over last year

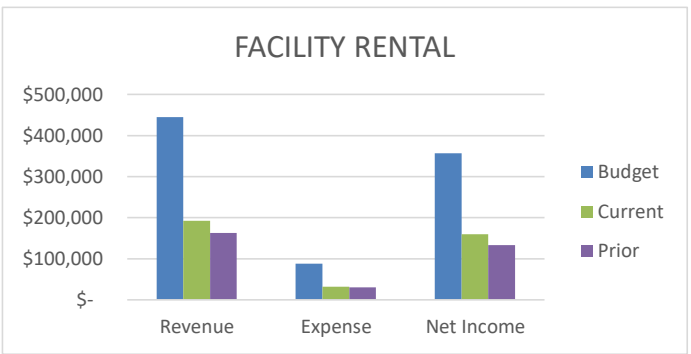
| | BUDGET | CURRENT YTD | PRIOR YTD |
|-----------------|------------|-------------|------------|
| REVENUE | \$ 266,840 | \$ 150,078 | \$ 101,836 |
| EXPENSES | \$ 215,235 | \$ 89,902 | \$ 51,867 |



FACILITY RENTAL

Budgeted Revenue: 43%
Budgeted Expenses: 37%
Net Income: \$26,908.44 over last year

| | BUDGET | CURRENT YTD | PRIOR YTD |
|-----------------|------------|-------------|------------|
| REVENUE | \$ 444,865 | \$ 192,495 | \$ 163,340 |
| EXPENSES | \$ 87,500 | \$ 32,476 | \$ 30,230 |





REGULAR MEETING

Chico Area Recreation and Park District Board

Minutes for Thursday, November 17, 2022 – 4:00 P.M.

DRAFT

Board Members Present: Michael McGinnis, Chair
Dave Donnan, Vice-Chair
Tom Lando, Board Member
Christopher Norden, Board Member

Board Members Absent: Michael Worley, Board Member
Staff Members Present: Heather Childs, Finance Manager
Holli Drobny, Business Services Manager
Anjie Goulding, Recreation Manager

Legal Counsel Present: Jeff Carter, Attorney at Law

1. CALL TO ORDER

The meeting was called to order at 4:00, and a roll call was taken, as noted above.

2. PUBLIC COMMENTS

Correspondence received from James Bill.

3. CONSENT AGENDA

- 3.1. Monthly Financial Report - *Action Requested –Board of Directors approve the Monthly Financial Report.*
- 3.2. Minutes of the Regular Meeting of the Board of Directors of October 28, 2022 - *Action Requested –Board of Directors approve the minutes as submitted*

M/S/C/ (Directors Lando/Donnan) Board of Directors approved the consent agenda.
The motion was unanimously approved.

Absent: Worley

4. REGULAR AGENDA

- 4.1. Assembly Bill 361 – Teleconference Meetings - *Action Requested – Board of Directors approve Resolution 22-14 authorizing teleconference meetings.*

M/S/C/ (Directors Lando/McGinnis) Board of Directors approved the consent agenda.
The motion was unanimously approved.

Absent: Worley

5. NEW BUSINESS

There is no new business.

6. DIRECTORS' COMMENTS

Opportunity for the Board to comment on items not listed on the agenda.

7. GENERAL MANAGER’S COMMENTS

None

8. STAFF COMMENTS

Anjie Goulding relayed that new lighting is going up at the fields at Hooker Oak. Goulding reported that the Recreation team is exploring way to recognize youth participants.

Holli Drobny relayed that Breakfast with Santa is December 3rd. Drobny reported that a new Event Coordinator who oversees facility rentals, picnic rentals and event staff has started their employment.

Lando requested information related to the effect on CalPERS for the next meeting.

9. CLOSED SESSION

9.1. Pursuant to Government Code § 54957 –Public Employee Performance Evaluation:
General Manager

Closed session announcements: Discussion is continued to the December meeting.

10. ADJOURNMENT

Adjourn at 4:03 to the next meeting of the Board of Directors of the Chico Area Recreation and Park District.



CHICO AREA RECREATION AND PARK DISTRICT

545 VALLOMBROSA AVE, CHICO, CA 95926
PHONE (530) 895-4711 FAX (530) 895-4721

RESOLUTION 22-14

RESOLUTION OF THE BOARD OF DIRECTORS OF THE CHICO AREA RECREATION AND PARK DISTRICT AUTHORIZING REMOTE TELECONFERENCE MEETINGS OF THE BOARD FOR 30 DAYS PURSUANT TO THE RALPH M. BROWN ACT AND CALIFORNIA ASSEMBLY BILL 361.

WHEREAS, all meetings of the Board of Directors of the Chico Area Recreation and Park District ("Board") are open and public, as required by the Ralph M. Brown Act (Cal. Gov't Code section 54950 et seq.), so that any member of the public may attend, participate, and view the Board's conduct while conducting their business; and

WHEREAS, the Brown Act, Government Code section 54953(e), makes provisions for remote teleconferencing participation in meetings by members of a legislative body, without compliance with the requirements of Government Code section 54953(b)(3), subject to the existence of certain conditions and requirements; and

WHEREAS, Government Code section 54953(e) requirements include but are not limited to (1) the existence of a state of emergency declared by the Governor pursuant to Government Code section 8625 and (2) State or local officials have imposed or recommended measures to promote social distancing; and

WHEREAS, on March 4, 2020, Governor Gavin Newsom issued a Proclamation of State of Emergency in response to the COVID-19 pandemic and as of the date of this Resolution, the proclaimed state of emergency remains in effect; and

WHEREAS, on March 17, 2020, Governor Newsom issued Executive Order N-29-20, which suspended and modified the teleconferencing requirements under the Brown Act (California Government Code Section 54950 et seq.) to allow local legislative bodies to hold public meetings via teleconference; and

WHEREAS, on June 11, 2021, the Governor issued Executive Order N-08-21, which extended the provisions of N- 29-20 concerning the conduct of public meetings through September 30, 2021, and the Governor subsequently signed legislation revising Brown Act requirements for teleconferenced public meetings (Assembly Bill 361, referred to hereinafter as "AB 361"); and

WHEREAS, the Board has considered the circumstances of the state of emergency, including all information related to this matter, the associated staff report and other information relating to COVID-19 and AB 361; and



STAFF REPORT

DATE: December 15, 2022
TO: Board of Directors
FROM: Annabel Grimm, General Manager
SUBJECT: Change in Capital Asset Purchase and Surplus of IT Van

Background

The District received a new 11-foot Toro Groundsmaster mower in September approved in the 2021-2022 budget. The mower is equipped with wing lifts allowing for reduced width (62") mowing. Staff had the opportunity to incorporate the new mower into the mowing schedule and evaluate its capacity.

With adjustments to the mowing schedules, Staff can maximize the usage of this mower and can eliminate the need for an additional mower approved in the 2022-2023 budget, in anticipation of additional park properties (i.e., Husa Ranch, Hartley, and Meriam Parks). The expense is budgeted at \$100,000.

Moving the 11-foot mower requires a 16-foot trailer. The District has only one similarly size trailer, which is in excessive demand. In addition, to safely transport the trailer and mower, a one-ton truck is needed to meet the towing capacity.

Reallocating a portion of the \$100,000 budget from the 2022-2023 mower line for the purchase of the necessary truck and trailer will maximize current assets and increase capacity in the District's vehicle and trailer fleet.

Gross Combined Weight (GCW) Calculation:

Mower (4205) + Trailer (3500) + Payload (1000) = 8705 lbs < 80/20 rule for tow capacity of 12,800 lbs

Financial Implication:

| | |
|----------------------------|-----------------|
| 2022-2023 Mower Allocation | \$100,000 |
| One-Ton Truck | (\$60,000) |
| Tilt Trailer | (\$15,000) |
| Budget savings | \$25,000 |

Recommendation

Reallocating funds slated for an additional mower to procure a one-ton truck and tilt trailer to maximize the utilization of the newly received 11-foot mower across the District.

Background

The Board authorized the purchase of a small cargo van to haul IT equipment and tools to off-site locations for technology repairs and services in June 2021. The van was purchased for \$11,000. In May 2022, the District’s only IT Analyst resigned. As a result, IT services were contracted, and there is no longer a need for the van.

The approximate value of the van is indicated below.

| Car Value by Vendor (2014 Nissan NV200, 101K miles, white) | | | | |
|---|---------------------------------------|-----------------|------------------|------------------|
| Vendor | Fair | Good | Very Good | Excellent |
| Kelley Blue Book | \$8,943 | \$9,833 | \$11,030 | \$11,840 |
| Edmonds | \$11,426 | \$12,615 | \$13,530 | \$14,079 |
| CarMax (Trade-In) | \$8,203 | \$9,003 | \$9,618 | \$9,987 |
| Average | \$9,524 | \$10,484 | \$11,393 | \$11,969 |
| Vendor | Value (based on questionnaire) | | | |
| TrueCar (Trade-In) | \$8,875 | | | |
| Carvana (Trade In) | \$7,486 | | | |
| Car Gurus | \$14,911 | | | |
| Average | \$10,424 | | | |

| Car Listing Price by Vendor (2013-2015, 90-150k miles) | | |
|---|---------------|-----------------|
| Vendor | # cars | Average |
| TrueCar | 5 | \$19,317 |
| Cars.com | 6 | \$18,930 |
| Edmunds | 3 | \$17,306 |
| Autotrader | 9 | \$18,629 |
| CarFax | 5 | \$18,717 |
| Car Gurus | 7 | \$17,265 |
| Average | 35 | \$18,361 |

The District’s Surplus Policy requires Board approval for the surplus of supplies or equipment valued at \$10,001 or greater.

Recommendation

Surplus the Nissan NV200 based on the change in needs of the District, the value analysis, and taking into consideration the CARD Vehicle Replacement Guidelines.



Chico Area Recreation and Park District “Helping People Play”

Disposal of Surplus Supplies and Equipment

In order to efficiently maintain District operations, it is necessary to have a policy for the identification and disposition of surplus property including materials, supplies and equipment. The term “surplus property” shall mean any property other than real property that is no longer needed or useable by the District. The purpose of this policy is to establish a procedure for the fair and equitable disposition of surplus property and to ensure internal checks and balances. It is the intention of the District to seek opportunities for the reuse of these items before disposal. The Board of Directors reserves the right to review and amend this policy at any time or to alter or modify this procedure at their discretion.

Supplies and equipment valued at \$10,000 or less

The General Manager or his/her designee shall have the authority to dispose of surplus property that have a current value of \$10,000 or less (considered a de minimus value). These items may be donated to a charitable organization, recycled, sold, destroyed, or disposed of as junk.

Supplies and equipment valued at \$10,001 or greater

The General Manager or his/her designee shall present a list of surplus property valued at \$10,001 or greater to the Board of Directors for their review and approval prior to disposition of property. Once declared surplus, the General Manager or his/her designee shall determine which of the following methods of disposition is appropriate for each item.

- Return to Manufacturer – Surplus property may, when possible, be returned to the manufacturer for buy-back or credit towards the purchase of new items.
- Sale – The District may offer surplus property for sale. All surplus property is for sale “as-is” and “where is” with no warranty, guarantee or representation of any kind, expressed or implied, as to the condition, utility or usability. Appropriate methods of sale are as follows:
 - Public Auction – Surplus property may be sold at public auction. The District may contract with a professional auctioneer.
 - Sealed Bids – Sealed bids may be solicited for the sale of surplus property. Surplus property disposed of in this manner shall be sold to the highest responsive bidder.
 - Negotiated Sale – Surplus property may be sold directly to a purchaser so long as it is publicly advertised through flyers, newspapers, or internet based webpages.
- Scrap – Surplus property with a minimal fair market value may be sold as scrap.
- Disposal – If the District is unable to sell surplus property after using the methods provided above, or if the cost of locating a buyer exceeds the estimated sale price of the item(s), the property may be donated to a charitable organization, recycled, destroyed or disposed of as junk.

Removal of District Logos

Especially in the case of motor vehicles, care should be taken to remove all logos and other symbols on the surplus property prior to the sale. This will reduce the opportunity for citizens to think the vehicle has been stolen, or is being used improperly, etc.

Proceeds

All sales of surplus property shall be paid to the District by check or cash with a written receipt. The General Manager or his/her designee shall be authorized to sign bills of sale and any other documents evidencing the transfer of surplus property by and on behalf of the District.

Record Keeping

The disposition of all surplus items will be documented with the following information (as it applies): method of disposition, date of release from inventory, receiving party, and compensation.

Conflicts of Interest

As required by Government Code Section 1090, no person who makes, participates in the making of, or influences the decision to dispose of surplus property, may bid on or purchase surplus property from the District. This includes, but is not limited to, District Board Members, advisory Board Members, agents, and employees.



Vehicle and Equipment Replacement Guidelines

Adequate vehicles and equipment are essential to the delivery of service. To ensure the District maximizes its resources and that state-owned fleet vehicle assets are replaced at the most economical mileage and age thresholds, the California Department of Government Services has developed recommended replacement criteria.

Age and Milage Schedule

Vehicles listed in the categories below and meet the applicable age or mileage threshold, whichever comes first, are eligible for replacement. The following criteria can be found on the California Department of General Services Replacement Schedule – 4126.

| Vehicle Type | Mileage | Vehicle Age (Months) |
|---|---------|----------------------|
| Sedans | 100,000 | 72 |
| Mini Vans | 65,000 | 96 |
| Cargo Vans | 65,000 | 60 |
| Pickup Trucks | 65,000 | 60 |
| SUV | 85,000 | 84 |
| GVWR 8,500 – 16,000 Trucks, Vans, and SUVs | 70,000 | 72 |
| GVWR 16,001+ Trucks, Vans, and SUVs | 115,000 | 132 |

Other Considerations

The criteria above and the availability of funding are the primary factors in replacement decisions. Consideration can also be given for:

- a history of excessive repairs
- costs of repair that exceed 50% of the vehicle’s fair market value
- fair market value is \$5,000 or less
- to the extent possible, should leverage sustainable and suitable fuel-efficient technology

Funding

Vehicle and equipment replacements are based on the availability of funds as determined during the budget planning and approval process.

Record Keeping

Historical cost data and performance records are necessary to make appropriate replacement decisions. Therefore, proper records must be maintained.

Equipment Replacement

Equipment purchases should be based on a cost-benefit analysis that includes the life cycle costs associated with the specific model.

Disposal of Aging Vehicles or Equipment

Information relating to the disposal of District assets must be documented and on file in the Finance Office. All items shall be disposed of through trade-in, sealed bid, or auction (e.g., govdeals.com) to determine their best salvage value unless the item is not salvageable as determined by the General Manager or designee.



Chico Area Recreation and Park District "Helping People Play"

Staff Report 22-37
Agenda 4.5

STAFF REPORT

DATE: December 15, 2022
TO: Board of Directors
FROM: Annabel Grimm, General Manager
SUBJECT: Cell Phone Stipend

Background

The District currently distributes and manages 90 cell phones for employees. All applications and updates are managed by Stratti, the District's IT provider. Administration of the phone plan is done by the Finance Office.

The District's phone system is being migrated from Microsoft Teams to Ring Central. Ring Central provides a comprehensive communication solution that will manage all of the District's phone operations and eliminates the need to have a separate cell phone plan.

District operations require mobile communication with staff and frequent phone interactions with the public. Providing a cell phone stipend to the staff whose roles are primarily mobile would allow the District to dramatically reduce its cell phone plan and alleviate the administrative burden of managing that program. The District would need to retain 28 cell phones for the After School and Camp Programs.

Based on the average cost of cell phone and data plans, a \$40 per month stipend is proposed.

Financial Impact

Current cell phone expenses: ~\$33,500

Proposed Change

| | |
|----------------------|----------------|
| Cost of stipend: | \$9,600 |
| CARD managed phones: | <u>\$9,000</u> |
| Total: | \$18,600 |

Savings: \$14,900

Staff Recommendation

The Board of Directors consider the proposed cell phone stipend for employees that are primarily mobile.



Chico Area Recreation and Park District "Helping People Play"

Staff Report 22-38

Agenda 4.6

STAFF REPORT

DATE: December 15, 2022
TO: Board of Directors
FROM: Annabel Grimm, General Manager
SUBJECT: Scholar Share 529 and Roth Savings Plans

Background

The District would like to offer employees access to the Scholar Share 529 savings plan and to add a Roth Contribution Option to our current CalPERS 457 retirement platform.

Scholar Share 529

This benefit plan allows a participant to set up a tax-advantaged account to enable a beneficiary to use the funds for qualified education expenses.

- The participant deposits after-tax money in the account. The money in the account can grow tax-deferred and then be used tax-free for educational expenses.
- Unlike other savings plans, such as a Roth IRA or Coverdell Education Savings Account, 529 plans have no annual contribution limits and high aggregate limits.
- When a parent or a dependent student owns a 529 plan, it is reported as a parental asset and has a relatively minimal effect on financial aid eligibility. Distributions from a parent- and student-owned accounts are not counted as income on the Free Application for Federal Student Aid (FAFSA).
- Flexibility- 529 plans offer the same benefits for all families, regardless of their household income or the amount they contribute.

Roth Contribution Option

Current CalPERS 457 Retirement Option:

- Voluntary retirement option for employees.
- Fully funded by employees (no CARD contributions) with pre-tax contributions.
- Contributed funds are fully vested for the employee.
- Employees can change their contribution amount at any time during the year.

Benefits for Employees:

- Gives employees more control over when their retirement income will be subject to federal income tax.
- In exchange for paying taxes now, employees can withdraw their Roth contributions and any earnings tax-free when they retire (qualifying factors apply).
- Employees can maintain a combination of traditional 457 and Roth 457. Allows for tax flexibility now and in retirement and retaining current tax deductions from the 457 pre-tax option.

Fiscal Impact

There is no financial impact on the District.

Staff Recommendation

The Board of Directors consider the implementation of the Scholar Share 529 and Roth Savings Plans for District employees.