



**CHICO AREA RECREATION AND PARK DISTRICT**  
**545 VALLOMBROSA AVENUE, CHICO, CA 95926**  
**Phone (530) 895-4711 Fax (530) 895-4721**  
**Thursday, September 23, 2021 – 6:00 p.m.**

*Posted Prior to 5:00 pm  
Monday, September 20, 2021*

**BOARD MEMBERS:**

Tom Lando, Chair  
Michael McGinnis, Vice Chair  
Thomas Nickell  
Michael Worley  
Dave Donnan

**CARD STAFF:**

Ann Willmann, General Manager  
Heather Childs, Finance Manager  
Jennifer Marciales, Administrative Manager  
Anjie Goulding, Recreation Manager  
Scott Schumann, Parks and Facilities Manager

**GENERAL INFORMATION:**

1. Agendas:

Agendas are available on our website at <https://www.chicorec.com/board-meetings>.

2. Agenda Items:

Agenda items are available for public inspection. Staff reports and supporting documentation are available on our website at <https://www.chicorec.com/board-meeting>.

3. Public Participation: Public participation is allowed in-person or via Zoom

**Zoom Meeting Link; Meeting ID: 838 3365 1704, Passcode: 559065;** +1 669 900 6833  
US (San Jose), +1 253 215 8782 US (Tacoma), +1 346 248 7799 US (Houston), +1 929 205 6099  
US (New York), +1 301 715 8592 US (Washington DC), +1 312 626 6799 US (Chicago)

4. Items Not Appearing On Posted Agenda:

This agenda was posted at least 72 hours in advance of this meeting. For each item not appearing on the posted agenda upon which the Board wishes to take action, it must make one of the following determinations:

- Determine by a majority vote that an emergency exists as defined in Government Code 54956.5.
- Determine by a two-thirds vote or by a unanimous vote if less than two-thirds of the Board is present, that the need to take action arose subsequent to the agenda being posted.
- Determine that the item appeared on a posted agenda for a meeting occurring not more than five calendar days prior to this meeting, and the item was continued to this meeting.

Notwithstanding the above, items may be added to the agenda for Board discussion only or to acknowledge receipt of correspondence or other information.

5. Consent Agenda: All items listed under the Consent Agenda are considered to be routine and will be enacted by one motion. Resolutions will be read by title only. There will be no separate discussion of these items unless members of the Board, or persons in the audience, request specific items to be removed from the Consent Agenda to the Regular Agenda for separate discussion, prior to the time the Board votes on the motion to adopt the Consent Agenda. If any item(s) are removed from the Consent Agenda, the item(s) will be considered at the beginning of the Regular Agenda.

6. Assistance for the Disabled: If you are disabled in any way and need accommodation to participate in the meeting, please contact the CARD Office at (530) 895-4711 at least 48 hours prior to the start of the meeting so the necessary arrangements can be made.

7. Identity of Speakers: Speakers are asked to state their names before speaking.



**CLOSED SESSION OF THE CHICO AREA RECREATION  
AND PARK DISTRICT BOARD OF DIRECTORS  
545 VALLOMBROSA AVENUE, CHICO, CA 95926  
Phone (530) 895-4711 Fax (530) 895-4721  
Thursday, September 23, 2021 – 5:30 p.m.**

*Posted Prior to 5:00 pm  
Monday, September 20, 2021*

**AGENDA**

**1.0 CALL TO ORDER/ROLL CALL**

**2.0 CLOSED SESSION**

- 2.1 Pursuant to Government Code §54957(b)(1), Public Employee Appointment – General Manager.

**OPEN SESSION**

**3.0 ADJOURNMENT**

Adjourn to the Regular Meeting of the Board of Directors of the Chico Area Recreation and Park District. If the Board is unable to conclude its discussion of Closed Session items by 6:00 p.m., it will return to Closed Session at the end of this evening's meeting.



**REGULAR MEETING OF THE CHICO AREA  
RECREATION AND PARK DISTRICT BOARD OF DIRECTORS  
Thursday, September 23, 2021 – 6:00 p.m.**

*Posted Prior to 5:00 pm  
Monday, September 20, 2021*

**AGENDA**

**1.0 CALL TO ORDER**

1.1 Roll Call

1.2 Announcement of Action Taken in Closed Session – Appointment of General Manager

**2.0 CORRESPONDENCE**

There is no correspondence.

**3.0 PUBLIC COMMENTS**

NOTE: The Chico Area Recreation and Park District Board of Directors may take official action only on items included in the posted agenda for a specific scheduled meeting. Items addressed during the Public Comment section are generally matters not included on the agenda and therefore, the Board will not take action at this scheduled meeting. However, such items may be put on the agenda for a future meeting. The public shall have the opportunity to address items that are on the posted agenda.

**4.0 PRESENTATIONS**

There are no presentations.

**5.0 CONSENT AGENDA**

5.1 Minutes of the Regular Meeting of the Board of Directors of August 26, 2021  
*Action Requested – that the Board of Directors approve the minutes as submitted*

5.2 Minutes of the Special Meeting of the Board of Directors of September 16, 2021  
*Action Requested – that the Board of Directors approve the minutes as submitted*

5.3 Monthly Bills and Refund Register - *Action Requested – that the Board of Directors authorize payment of the monthly bills and approve the refund register*

5.4 Monthly Financial Report - *Action Requested – that the Board of Directors review and approve the Monthly Financial Report*

**6.0 REGULAR AGENDA**

6.1 Items Removed from the Consent Agenda

**7.0 UNFINISHED BUSINESS**

7.1 District Update (Staff Report 21-37) – Staff will provide an update to the Board of current projects and District updates, including, but not limited to, Afterschool Program, Environmental Effects on Programming and Operations, Masking Update, Capital Improvement Plan, Current Projects, and Centennial Park - *Information/Possible Action*



**8.0 NEW BUSINESS**

8.1 Addition of Full-Time Nature Center Coordinator Position (Staff Report 21-38) - *Action Requested – that the Board of Directors authorize staff to change the current extended part-time Nature Center Coordinator position to a full-time Nature Center Coordinator position effective October 1, 2021.*

8.2 Terms and Conditions of Employment for General Manager - *Action Requested – that the Board of Directors approve the Employment Agreement for the General Manager.*

**9.0 BOARD OF DIRECTORS’ REPORTS/SPECIAL ASSIGNMENTS**

9.1 Butte County Special Districts Association/LAFCO

9.2 Other Reports

**10.0 DIRECTORS’ COMMENTS**

Opportunity for the Board to comment on items not listed on the agenda.

**11.0 GENERAL MANAGER’S COMMENTS**

11.1 General Manager’s Update

**12.0 STAFF COMMENTS**

Opportunity for Staff to comment on items not listed on the agenda.

**13.0 ADJOURNMENT**

Adjourn to the next meeting of the Board of Directors of the Chico Area Recreation and Park District.





**REGULAR MEETING OF THE CHICO AREA  
RECREATION AND PARK DISTRICT BOARD OF DIRECTORS  
545 VALLOMBROSA AVENUE, CHICO, CA 95926**

**(Draft)  
MINUTES  
August 26, 2021**

**Board Members Present:** Tom Lando, Chair  
Michael McGinnis, Vice Chair  
Thomas Nickell, Board Member  
Dave Donnan, Board Member  
Michael Worley, Board Member

**Staff Members Present:** Ann Willmann, General Manager  
Heather Childs, Finance Manager  
Jennifer Marciales, Administrative Manager  
Anjie Goulding, Recreation Manager  
Scott Schumann, Parks and Facilities Manager

**Legal Counsel Present:** Jeff Carter, Attorney at Law

**1.0 CALL TO ORDER**

**1.1 Roll Call**

The meeting was called to order at 6:00 p.m., and roll call was taken as noted above. Director Worley appeared via Zoom Conference at 6:07pm.

**2.0 CORRESPONDENCE**

There was no correspondence.

**3.0 PUBLIC COMMENTS**

There were no comments.

**4.0 PRESENTATIONS**

There were no presentations.

**5.0 CONSENT AGENDA**

**M/S/C/ (Directors McGinnis/Nickell)** that the Board of Directors approves the consent agenda as presented.

**The roll call vote was as follows: Ayes** carried

Ayes: Lando, McGinnis, Nickell, Donnan

Noes: None

Abstain: None

Absent: Worley

**6.0 REGULAR AGENDA**

No items were removed from the consent agenda.

## **7.0 UNFINISHED BUSINESS**

### **7.1 District Update**

General Manager Willmann reviewed the staff report with the Board and provided an update on Covid, Rotary Centennial Park, New Full-Time Staff Members, Part-Time Staff Hiring Challenges, Summer Camp Update, Skate and Graffiti Event, and the Chico Unified School District Use Agreement.

### **7.2 Bocce Ball Court Design**

**M/S/C/ (Directors Nickell/McGinnis)** that the Board of Directors approves the design plans as presented and directs staff to proceed with the formal bid process.

**The roll call vote was as follows: Ayes** carried

Ayes: Lando, McGinnis, Nickell, Worley, Donnan

Noes: None

Abstain: None

Absent: None

### **7.3 Prop 68 Per Capita Grant Fund Transfer**

**M/S/C/ (Directors Lando/McGinnis)** that the Board of Directors adopts Resolution 21-14 authorizing the transfer of \$50,000 of CARD's Prop 68 Per Capita Funding to the City of Chico for upgrades at Caper Acres.

**The roll call vote was as follows: Ayes** carried

Ayes: Lando, McGinnis, Nickell, Worley, Donnan

Noes: None

Abstain: None

Absent: None

## **8.0 NEW BUSINESS**

### **8.1 Resolution of the Board of Directors of the Chico Area Recreation and Park District Authorizing Change in Check Register, ACH Transfers, and Check Signers**

**M/S/C/ (Directors Donnan/Nickell)** that the Board of Directors adopts Resolution 21-15 and approves the Petition to Accept Check Registers of the Chico Area Recreation and Park District authorizing Board Director Tom Lando, or Board Director Michael McGinnis, or General Manager Ann Willmann, or Human Resources Manager Michelle Niven, or Administrative Manager Jennifer Marciales to sign any and all district checks, ACH Transfers, and check registers.

**The roll call vote was as follows: Ayes** carried

Ayes: Lando, McGinnis, Nickell, Worley, Donnan

Noes: None

Abstain: None

Absent: None

8.2 CalPERS EPMC (Employer Paid Member Contributions) Resolution

**M/S/C/ (Directors Nickell/McGinnis)** that the Board of Directors adopts Resolution 21-16 of the Board of Directors of the Chico Area Recreation and Park District for Employer Paid Member Contributions.

**The roll call vote was as follows: Ayes** carried

Ayes: Lando, McGinnis, Nickell, Worley

Noes: Donnan

Abstain: None

Absent: None

**9.0 BOARD OF DIRECTORS' REPORTS/SPECIAL ASSIGNMENTS**

9.1 Butte County Special Districts Association/LAFCO

There were no comments.

9.2 Other Reports

There were no comments.

**10.0 DIRECTORS' COMMENTS**

There were no comments.

**11.0 GENERAL MANAGER'S COMMENTS**

There were no comments.

**12.0 STAFF COMMENTS**

There were no comments.

**13.0 ADJOURNMENT**

There being no further business, the Regular Meeting of the Board of Directors was adjourned at 6:26 p.m. to the next meeting of the Board of Directors of the Chico Area Recreation and Park District.

Respectfully submitted,

---

Ann Willmann  
Secretary to the Board





**SPECIAL MEETING OF THE CHICO AREA  
RECREATION AND PARK DISTRICT BOARD OF DIRECTORS  
545 VALLOMBROSA AVENUE, CHICO, CA 95926  
(Draft)  
MINUTES  
September 16, 2021**

**Board Members Present:** Tom Lando, Chair  
Michael McGinnis, Vice Chair  
Thomas Nickell, Board Member  
Michael Worley, Board Member  
Dave Donnan, Board Member

**Staff Members Present:** Ann Willmann, General Manager

**1.0 CALL TO ORDER**

**1.1 Roll Call**

The meeting was called to order at 2:00 p.m., and roll call was taken as noted above.

**2.0 PUBLIC COMMENTS**

There were no comments.

**3.0 CLOSED SESSION**

3.1 Pursuant to Government Code §54957(b)(1), Public Employee Appointment – General Manager.

**OPEN SESSION**

**4.0 CLOSED SESSION ANNOUNCEMENT**

Chair Lando stated that direction was given to staff.

**5.0 ADJOURNMENT**

There being no further business, the meeting of the Board of Directors was adjourned at 3:32 p.m. to the next meeting of the Board of Directors of the Chico Area Recreation and Park District.

Respectfully submitted,

---

Ann Willmann  
Secretary to the Board

**CHICO AREA RECREATION AND PARK DISTRICT  
BOARD PROGRAM SUMMARY 2020-2021**

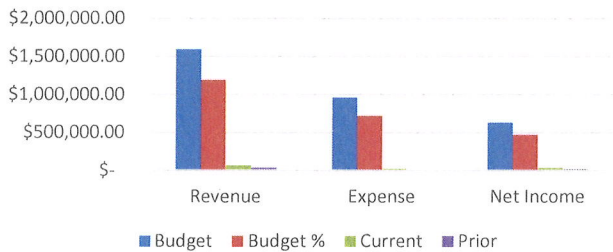
**August 2021  
17% of the Year**

# AFTERSCHOOL

We are at 4% of Budgeted Revenues and 3% of Budgeted Expenses. Our Net Income is \$16,664.57 more than this time last year.

	BUDGET	CURRENT YTD	PRIOR YTD
<b>REVENUE</b>	\$ 1,593,933.00	\$ 69,420.07	\$ 37,631.94
<b>EXPENSES</b>	\$ 961,258.50	\$ 29,969.44	\$ 14,845.88

AFTERSCHOOL

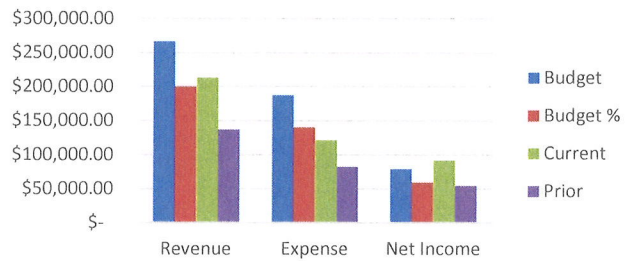


# CAMPS

We are at 80% of Budgeted Revenues and 65% of Budgeted Expenses. CAMPS are seasonal. The majority run June-August. The rest are during school breaks in December/January and March. Our Net Income is currently \$37,119.72 more than this time last year.

	BUDGET	CURRENT YTD	PRIOR YTD
<b>REVENUE</b>	\$ 266,690.00	\$ 213,596.37	\$ 137,425.49
<b>EXPENSES</b>	\$ 187,504.00	\$ 121,603.82	\$ 82,552.66

CAMPS

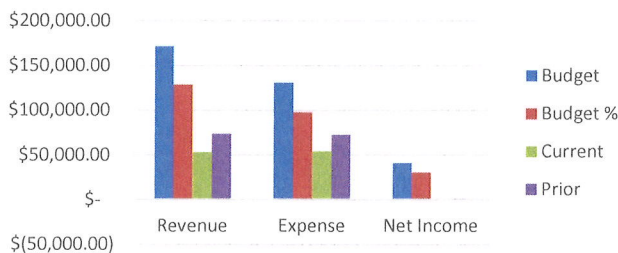


# AQUATICS

We are at 31% of Budgeted Revenues and 42% of Budgeted Expenses. Our Net Income is currently \$2,354.52 less than this time last year.

	BUDGET	CURRENT YTD	PRIOR YTD
<b>REVENUE</b>	\$ 171,409.00	\$ 53,373.05	\$ 73,854.61
<b>EXPENSES</b>	\$ 130,562.00	\$ 54,278.77	\$ 72,405.81

AQUATICS

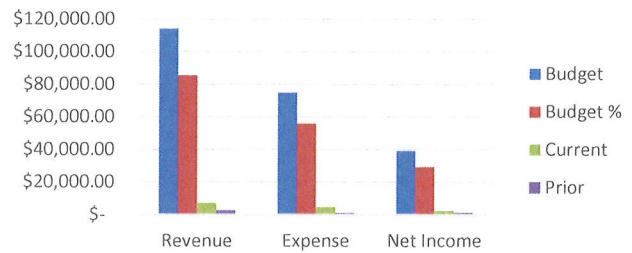


# CLASSES

We are at 6% of Budgeted Revenues and 6% of Budgeted Expenses. We have various classes that run throughout the year. Our Net Income is currently \$1,168.48 more than this time last year.

	BUDGET	CURRENT YTD	PRIOR YTD
<b>REVENUE</b>	\$ 114,003.00	\$ 7,309.74	\$ 2,704.26
<b>EXPENSES</b>	\$ 74,841.00	\$ 4,743.35	\$ 1,306.35

CLASSES





**CHICO AREA RECREATION AND PARK DISTRICT  
BOARD PROGRAM SUMMARY 2020-2021**

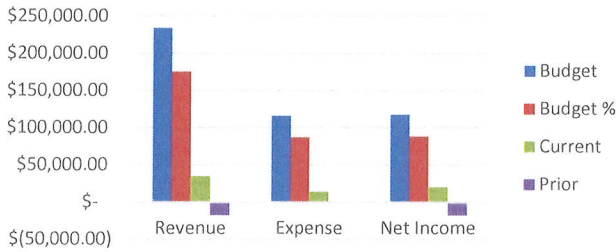
**August 2021  
17% of the Year**

# ADULT SPORTS

We are at 15% of Budgeted Revenues and 12% of Budgeted Expenses. Our Net Income is \$38,757.08 more than this time last year.

	BUDGET	CURRENT YTD	PRIOR YTD
<b>REVENUE</b>	\$ 233,995.00	\$ 35,060.90	\$ (17,963.79)
<b>EXPENSES</b>	\$ 116,050.00	\$ 14,333.53	\$ 65.92

ADULT SPORTS

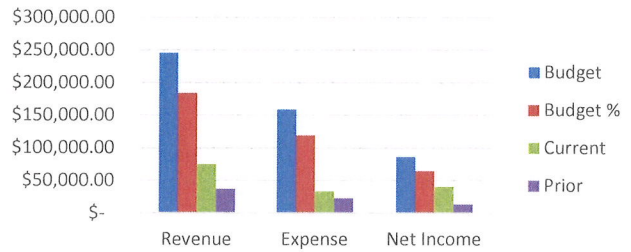


# YOUTH SPORTS

We are at 31% of Budgeted Revenues and 21% of Budgeted Expenses. Our Net Income is \$27,165.25 more than this time last year.

	BUDGET	CURRENT YTD	PRIOR YTD
<b>REVENUE</b>	\$ 245,591.00	\$ 75,177.40	\$ 37,279.34
<b>EXPENSES</b>	\$ 159,125.00	\$ 34,126.56	\$ 23,393.75

YOUTH SPORTS

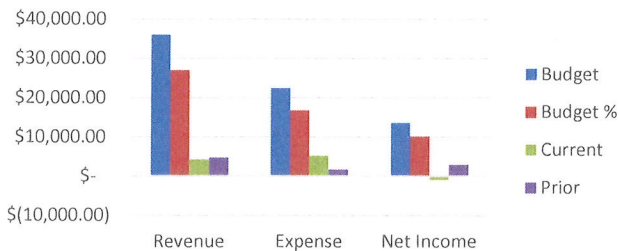


# SENIORS

We are at 12% of Budgeted Revenues and 23% of Budgeted Expenses. Our Net Income is \$3,978.02 less than this time last year.

	BUDGET	CURRENT YTD	PRIOR YTD
<b>REVENUE</b>	\$ 36,000.00	\$ 4,305.08	\$ 4,778.00
<b>EXPENSES</b>	\$ 22,450.00	\$ 5,269.10	\$ 1,764.00

SENIORS

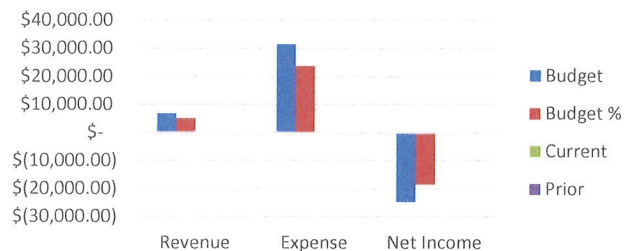


# SPECIAL EVENTS

We are at 0% of Budgeted Revenues and 0% of Budgeted Expenses. Our Net Income is the same as this time last year. With Special Events, we often incur expenses prior to receiving revenue (through either entrance fees or sponsorships).

	BUDGET	CURRENT YTD	PRIOR YTD
<b>REVENUE</b>	\$ 6,900.00	\$ -	\$ -
<b>EXPENSES</b>	\$ 31,616.00	\$ -	\$ -

SPECIAL EVENTS





**CHICO AREA RECREATION AND PARK DISTRICT  
BOARD PROGRAM SUMMARY 2020-2021**

**August 2021  
17% of the Year**

# NATURE CENTER

We are at 42% of Budgeted Revenues and 31% of Budgeted Expenses. Our Net Income is \$8,926.30 more than this time last year.

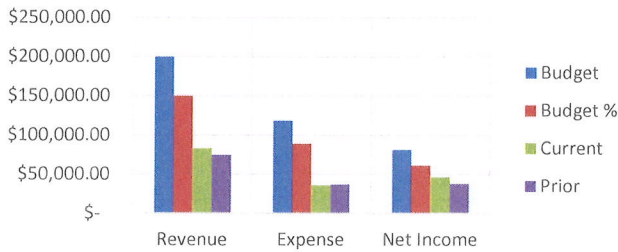
	BUDGET	CURRENT YTD	PRIOR YTD
<b>REVENUE</b>	\$ 200,360.00	\$ 83,334.36	\$ 75,248.54
<b>EXPENSES</b>	\$ 118,652.00	\$ 36,524.95	\$ 37,365.43

# FACILITY RENTAL

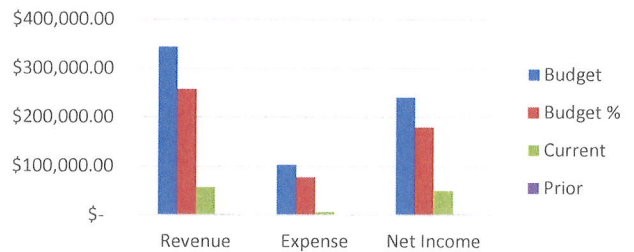
We are at 17% of Budgeted Revenues and 7% of Budgeted Expenses. Our Net Income is \$47,408.84 more than this time last year.

	BUDGET	CURRENT YTD	PRIOR YTD
<b>REVENUE</b>	\$ 344,650.00	\$ 57,978.69	\$ 2,909.04
<b>EXPENSES</b>	\$ 103,750.00	\$ 7,726.46	\$ 65.65

NATURE CENTER



FACILITY RENTAL



CHICO AREA RECREATION AND PARK DISTRICT  
PROGRAM SUMMARY 2020-2021  
AUGUST 2021  
Month 2 and 17% of the Year

DESCRIPTION	2021-2022 Budget	August 2021	2021-2022 YTD	2021-2022 % of Budget	Remaining Budget	2020-2021 Budget	August 2020	2020-2021 YTD	2020-2021 % of Budget	Difference by Year
<b>AFTERSCHOOL</b>										
INCOME	1,593,933.00	69,624.07	69,420.07	4%	1,524,512.93	2,800,642.00	38,011.94	37,631.94	1%	31,788.13
INCOME	-	-	-	0%	-	-	-	-	0%	-
PROGRAM SUPPLIES	(34,500.00)	(676.26)	(490.43)	1%	(34,009.57)	(94,991.00)	(238.51)	(763.29)	1%	272.86
CONTRACT SERVICES	-	-	-	0%	-	(2,000.00)	-	-	0%	-
PART-TIME WAGES	(926,758.50)	(29,282.49)	(29,479.01)	3%	(897,279.49)	(1,519,984.00)	(14,072.19)	(14,082.59)	1%	(15,396.42)
<b>TOTAL AFTERSCHOOL</b>	<b>632,674.50</b>	<b>39,665.32</b>	<b>39,450.63</b>	<b>6%</b>	<b>593,223.87</b>	<b>1,183,667.00</b>	<b>23,701.24</b>	<b>22,786.06</b>	<b>2%</b>	<b>16,664.57</b>
<b>CAMPS</b>										
INCOME	266,690.00	53,033.00	213,596.37	80%	53,093.63	309,205.00	34,288.00	137,425.49	44%	76,170.88
PROGRAM SUPPLIES	(16,970.00)	(302.26)	(1,425.55)	8%	(15,544.45)	(14,410.00)	(127.97)	(1,204.07)	8%	(221.48)
PROGRAM TRANSPORTATION	(2,570.00)	-	-	0%	(2,570.00)	(3,300.00)	-	-	0%	-
CONTRACT SERVICES	(41,025.00)	(13,672.02)	(53,327.53)	130%	12,302.53	(53,000.00)	(2,310.40)	(19,272.25)	36%	(34,055.28)
PART-TIME WAGES	(118,939.00)	(26,033.67)	(66,850.74)	56%	(52,088.26)	(103,373.00)	(29,117.27)	(62,142.53)	60%	(4,708.21)
INSTRUCTOR WAGES	(8,000.00)	-	-	0%	(8,000.00)	(18,200.00)	-	-	0%	-
<b>TOTAL CAMPS</b>	<b>79,186.00</b>	<b>13,025.05</b>	<b>91,992.55</b>	<b>116%</b>	<b>(12,806.55)</b>	<b>116,922.00</b>	<b>2,732.36</b>	<b>54,806.64</b>	<b>47%</b>	<b>37,185.91</b>
<b>AQUATICS</b>										
INCOME	171,409.00	13,132.05	53,373.05	31%	118,035.95	150,487.00	18,885.32	73,854.61	49%	(20,481.56)
PROGRAM SUPPLIES	(5,650.00)	-	(7.45)	0%	(5,642.55)	(4,850.00)	-	(3.49)	0%	(3.96)
CLOTHING	-	-	-	0%	-	-	-	-	0%	-
CONTRACT SERVICES	-	-	-	0%	-	-	-	-	0%	-
INSTRUCTOR WAGES	-	-	-	0%	-	(6,780.00)	-	-	0%	-
PART-TIME WAGES	(124,912.00)	(22,060.49)	(54,271.32)	43%	(70,640.68)	(128,660.00)	(30,884.35)	(72,402.32)	56%	18,131.00
<b>TOTAL AQUATICS</b>	<b>40,847.00</b>	<b>(8,928.44)</b>	<b>(905.72)</b>	<b>-2%</b>	<b>41,752.72</b>	<b>10,197.00</b>	<b>(11,995.03)</b>	<b>1,448.80</b>	<b>14%</b>	<b>(2,354.52)</b>
<b>CLASSES</b>										
INCOME	114,003.00	3,825.90	7,309.74	6%	106,693.26	98,625.00	859.00	2,704.26	3%	4,605.48
ADVERTISING	-	-	-	0%	-	-	-	-	0%	-
PROGRAM SUPPLIES	(4,500.00)	-	-	0%	(4,500.00)	(1,975.00)	-	-	0%	-
CLOTHING	-	-	-	0%	-	-	-	-	0%	-
CONTRACT SERVICES	(18,000.00)	-	-	0%	(18,000.00)	(19,875.00)	(16.80)	(16.80)	0%	16.80
PART-TIME WAGES	(17,541.00)	(309.75)	(309.75)	2%	(17,231.25)	-	-	-	0%	(309.75)
INSTRUCTOR WAGES	(34,800.00)	(3,891.80)	(4,433.60)	13%	(30,366.40)	(38,525.00)	(1,289.55)	(1,289.55)	3%	(3,144.05)
<b>TOTAL CLASSES</b>	<b>39,162.00</b>	<b>(375.65)</b>	<b>2,566.39</b>	<b>7%</b>	<b>36,595.61</b>	<b>38,250.00</b>	<b>(447.35)</b>	<b>1,397.91</b>	<b>4%</b>	<b>1,168.48</b>
<b>ADULT SPORTS</b>										
INCOME	233,995.00	11,038.90	35,060.90	15%	198,934.10	215,719.00	-	(17,963.79)	-8%	53,024.69
PROGRAM SUPPLIES	(16,725.00)	(202.80)	(1,128.88)	7%	(15,596.12)	(16,850.00)	(32.88)	(65.92)	0%	(1,062.96)
PROGRAM TRANSPORTATION	-	-	-	0%	-	-	-	-	0%	-
CLOTHING	-	-	-	0%	-	-	-	-	0%	-
CONTRACT SERVICES	-	-	-	0%	-	-	-	-	0%	-
PART-TIME WAGES	(39,853.00)	(1,882.00)	(4,906.75)	12%	(34,946.25)	(37,329.00)	-	-	0%	(4,906.75)
OFFICIALS WAGES	(59,472.00)	(2,930.00)	(8,297.90)	14%	(51,174.10)	(79,115.00)	-	-	0%	(8,297.90)
<b>TOTAL ADULT SPORTS</b>	<b>117,945.00</b>	<b>6,024.10</b>	<b>20,727.37</b>	<b>18%</b>	<b>97,217.63</b>	<b>82,425.00</b>	<b>(32.88)</b>	<b>(18,029.71)</b>	<b>-22%</b>	<b>38,757.08</b>

CHICO AREA RECREATION AND PARK DISTRICT  
PROGRAM SUMMARY 2020-2021  
AUGUST 2021  
Month 2 and 17% of the Year

DESCRIPTION	2021-2022 Budget	August 2021	2021-2022 YTD	2021-2022 % of Budget	Remaining Budget	2020-2021 Budget	August 2020	2020-2021 YTD	2020-2021 % of Budget	Difference by Year
<b>YOUTH SPORTS</b>										
INCOME	245,591.00	17,198.00	75,177.40	31%	170,413.60	235,000.00	3,373.20	37,279.34	16%	37,898.06
PROGRAM SUPPLIES	(30,830.00)	(105.78)	(344.25)	1%	(30,485.75)	(34,600.00)	(29.67)	(60.48)	0%	(283.77)
PROGRAM TRANSPORTATION	-	-	-	0%	-	-	-	-	0%	-
CLOTHING	-	-	-	0%	-	-	-	-	0%	-
CONTRACT SERVICES	-	-	-	0%	-	-	-	-	0%	-
PART-TIME WAGES	(128,295.00)	(14,772.51)	(33,782.31)	26%	(94,512.69)	(130,650.00)	(5,324.25)	(23,333.27)	18%	(10,449.04)
OFFICIALS WAGES	-	-	-	0%	-	-	-	-	0%	-
<b>TOTAL YOUTH SPORTS</b>	<b>86,466.00</b>	<b>2,319.71</b>	<b>41,050.84</b>	<b>47%</b>	<b>45,415.16</b>	<b>69,750.00</b>	<b>(1,980.72)</b>	<b>13,885.59</b>	<b>20%</b>	<b>27,165.25</b>
<b>SENIOR PROGRAMS</b>										
INCOME	36,000.00	2,610.25	4,305.08	12%	31,694.92	38,500.00	2,408.00	4,778.00	12%	(472.92)
PROGRAM SUPPLIES	(450.00)	-	-	0%	(450.00)	(2,950.00)	-	-	0%	-
PROGRAM TRANSPORTATION	-	-	-	0%	-	-	-	-	0%	-
CONTRACT SERVICES	(4,000.00)	(3,750.00)	(3,750.00)	94%	(250.00)	(13,500.00)	-	-	0%	(3,750.00)
PART-TIME WAGES	-	-	-	0%	-	(1,200.00)	-	-	0%	-
INSTRUCTOR WAGES	(18,000.00)	(574.80)	(1,519.10)	8%	(16,480.90)	(14,500.00)	(392.00)	(1,764.00)	12%	244.90
<b>TOTAL SENIOR PROGRAMS</b>	<b>13,550.00</b>	<b>(1,714.55)</b>	<b>(964.02)</b>	<b>-7%</b>	<b>14,514.02</b>	<b>6,350.00</b>	<b>2,016.00</b>	<b>3,014.00</b>	<b>47%</b>	<b>(3,978.02)</b>
<b>SPECIAL EVENTS</b>										
INCOME	6,900.00	-	-	0%	6,900.00	7,350.00	-	-	0%	-
PROGRAM SUPPLIES	(6,000.00)	-	-	0%	(6,000.00)	(5,850.00)	-	-	0%	-
MILEAGE	-	-	-	0%	-	-	-	-	0%	-
CONTRACT SERVICES	(2,900.00)	-	-	0%	(2,900.00)	(3,000.00)	-	-	0%	-
PART-TIME WAGES	(22,716.00)	-	-	0%	(22,716.00)	-	-	-	0%	-
<b>TOTAL SPECIAL EVENTS</b>	<b>(24,716.00)</b>	<b>-</b>	<b>-</b>	<b>0%</b>	<b>(24,716.00)</b>	<b>(1,500.00)</b>	<b>-</b>	<b>-</b>	<b>0%</b>	<b>-</b>
<b>NATURE CENTER</b>										
INCOME	188,560.00	17,304.00	78,552.00	42%	110,008.00	163,960.00	23,180.00	72,228.72	44%	6,323.28
FACILITY RENTALS	-	-	-	0%	-	-	-	-	0%	-
FUNDRAISING (DONATIONS)	-	780.00	4,107.36	0%	(4,107.36)	1,000.00	50.00	50.00	5%	4,057.36
GRANT FUNDING	-	-	-	0%	-	-	-	-	0%	-
ENDOWMENT	10,000.00	-	-	0%	10,000.00	10,000.00	2,594.82	2,594.82	26%	(2,594.82)
FULL-TIME WAGES	-	-	-	0%	-	-	-	-	0%	-
PART-TIME WAGES	(118,652.00)	(15,565.13)	(35,590.51)	30%	(83,061.49)	(98,763.00)	(17,368.33)	(37,191.30)	38%	1,600.79
PART-TIME ADMIN WAGES	-	-	-	0%	-	(36,000.00)	-	-	0%	-
FICA	-	-	-	0%	-	-	-	-	0%	-
RETIREMENT	-	-	-	0%	-	-	-	-	0%	-
MEDICAL	-	-	-	0%	-	-	-	-	0%	-
WC INSURANCE	-	-	-	0%	-	-	-	-	0%	-
CLOTHING	-	-	-	0%	-	-	-	-	0%	-
PROGRAM TRANSPORTATION	(900.00)	-	-	0%	(900.00)	-	-	-	0%	-
STAFF TRAINING	-	-	-	0%	-	-	-	-	0%	-
ADVERTISING	-	-	-	0%	-	-	-	-	0%	-
COPYING	-	-	-	0%	-	-	-	-	0%	-
EQUIPMENT/SOFTWARE	-	-	-	0%	-	-	-	-	0%	-
CONTRACT SERVICES	(3,400.00)	(184.44)	(934.44)	27%	(2,465.56)	(29,920.00)	(58.35)	(157.10)	0%	(777.34)
PROGRAM SUPPLIES	(13,855.00)	(115.75)	(115.75)	1%	(13,739.25)	-	-	(17.03)	0%	(98.72)
MILEAGE	-	-	-	0%	-	-	-	-	0%	-
RENT	-	-	-	0%	-	-	-	-	0%	-
PROPERTY & LIABILITY INSURANCE	-	-	-	0%	-	-	-	-	0%	-
<b>TOTAL NATURE CENTER</b>	<b>61,753.00</b>	<b>2,218.68</b>	<b>46,018.66</b>	<b>75%</b>	<b>15,734.34</b>	<b>10,277.00</b>	<b>8,398.14</b>	<b>37,508.11</b>	<b>365%</b>	<b>8,510.55</b>



CHICO AREA RECREATION AND PARK DISTRICT  
PROGRAM SUMMARY 2020-2021  
AUGUST 2021  
Month 2 and 17% of the Year

DESCRIPTION	2021-2022 Budget	August 2021	2021-2022 YTD	2021-2022 % of Budget	Remaining Budget	2020-2021 Budget	August 2020	2020-2021 YTD	2020-2021 % of Budget	Difference by Year
<b>FACILITY RENTAL</b>										
INCOME	344,650.00	30,559.38	57,978.69	17%	286,671.31	222,250.00	(4,196.98)	2,909.04	1%	55,069.65
PROGRAM SUPPLIES	(5,750.00)	-	(421.54)	7%	(5,328.46)	(5,500.00)	-	-	0%	(421.54)
CONTRACT SERVICES	(6,800.00)	-	-	0%	(6,800.00)	(5,750.00)	-	-	0%	-
PART-TIME WAGES	(91,200.00)	(4,905.53)	(7,304.92)	8%	(83,895.08)	(24,000.00)	-	(65.66)	0%	(7,239.27)
<b>TOTAL FACILITY RENTAL</b>	<b>240,900.00</b>	<b>25,653.85</b>	<b>50,252.23</b>	<b>21%</b>	<b>190,647.77</b>	<b>187,000.00</b>	<b>(4,196.98)</b>	<b>2,843.39</b>	<b>2%</b>	<b>47,408.84</b>
<b>RECREATION - MISC. &amp; ADMIN</b>										
INCOME	(25,000.00)	(545.20)	(2,550.20)	10%	(22,449.80)	(7,500.00)	(394.46)	(2,051.25)	27%	(498.95)
PUBLICATIONS/LEGAL NOTICES	(22,000.00)	-	-	0%	(22,000.00)	(22,000.00)	-	-	0%	-
CONFERENCES	-	-	-	0%	-	-	-	-	0%	-
MILEAGE	-	-	-	0%	-	-	-	-	0%	-
OFFICE SUPPLIES	-	-	-	0%	-	-	-	-	0%	-
CLOTHING	-	-	-	0%	-	-	-	-	0%	-
ACL/OVERTIME	(10,000.00)	-	-	0%	(10,000.00)	(10,000.00)	-	-	0%	-
PART-TIME WAGES	-	(11,971.33)	(20,763.59)	0%	20,763.59	-	(4,873.05)	(9,927.45)	0%	(10,836.14)
FULL TIME WAGES	(607,000.00)	(33,915.79)	(68,196.33)	11%	(538,803.67)	(580,000.00)	(40,134.46)	(75,145.48)	13%	6,949.15
<b>TOTAL RECREATION - MISC. &amp; ADMIN</b>	<b>(664,000.00)</b>	<b>(46,432.32)</b>	<b>(91,510.12)</b>	<b>14%</b>	<b>(572,489.88)</b>	<b>(619,500.00)</b>	<b>(45,401.97)</b>	<b>(87,124.18)</b>	<b>14%</b>	<b>(4,385.94)</b>
<b>TOTAL PROGRAM SUMMARY</b>	<b>623,767.50</b>	<b>31,455.75</b>	<b>198,678.81</b>	<b>32%</b>	<b>425,088.69</b>	<b>1,083,838.00</b>	<b>(27,211.19)</b>	<b>32,536.61</b>	<b>3%</b>	<b>166,142.20</b>



**FINANCIAL STATEMENTS**

**FISCAL YEAR 2021/2022**

**AUGUST 2021**

**CHICO AREA RECREATION AND PARK DISTRICT  
FINANCIAL STATEMENTS - TABLE OF CONTENTS  
AUGUST 2021**

**SUMMARY - ALL FUNDS**

BALANCE SHEET	3
EXECUTIVE SUMMARY	4

**GENERAL FUND - FUND 2490**

BALANCE SHEET	5
EXECUTIVE SUMMARY	8
REVENUE SUMMARY	9
SALARIES AND BENEFITS SUMMARY	10
SERVICES AND SUPPLY EXPENSE SUMMARY	11

NOTE: This completes 2 months of the fiscal year and represents 17% of the year.



CHICO AREA RECREATION AND PARK DISTRICT  
 BALANCE SHEET SUMMARY - ALL FUNDS  
 AUGUST 2021



	GENERAL FUND	ROTARY FUND	COMMUNITY PARK FEES	PARK IMPACT FUND	OAK WAY PARK	PETERSON PARK	BARONI PARK	MEMORANDUM TOTALS ONLY
<b>ASSETS</b>								
CASH	9,414,510	16,535	2,230,752	333,075	-	-	75,936	12,070,808
FMV ADJUSTMENT (GENERAL FUND)	-	-	-	-	-	-	-	-
RECEIVABLES	1,011,004	-	-	30,875	-	-	-	-
DUE FROM OTHER FUNDS	40,783	-	1,820,211	-	-	-	-	1,860,994
<b>TOTAL CURRENT ASSETS</b>	<b>10,466,298</b>	<b>16,535</b>	<b>4,050,963</b>	<b>363,950</b>	<b>-</b>	<b>-</b>	<b>75,936</b>	<b>14,973,681</b>
PREPAID EXPENSES	-	-	-	-	-	-	-	-
FIXED ASSETS	41,744,537	-	-	-	-	-	-	41,744,537
ACCUMULATED DEPRECIATION	(15,708,362)	-	-	-	-	-	-	(15,708,362)
<b>SUBTOTAL</b>	<b>26,036,174</b>	<b>-</b>	<b>-</b>	<b>-</b>	<b>-</b>	<b>-</b>	<b>-</b>	<b>26,036,174</b>
<b>TOTAL ASSETS</b>	<b>36,502,472</b>	<b>16,535</b>	<b>4,050,963</b>	<b>363,950</b>	<b>-</b>	<b>-</b>	<b>75,936</b>	<b>41,009,856</b>
<b>TOTAL DEFERRED OUTFLOWS OF RESOURCES - GASB 68</b>	<b>1,197,908</b>	<b>-</b>	<b>-</b>	<b>-</b>	<b>-</b>	<b>-</b>	<b>-</b>	<b>1,197,908</b>
<b>LIABILITIES</b>								
ACCOUNTS PAYABLE	70,016	-	-	-	-	-	-	70,016
ACCRUED EXPENSES	(95,428)	-	-	-	-	-	-	(95,428)
DUE TO OTHER FUNDS	1,820,211	-	-	-	13,486	13,170	14,127	1,860,994
OTHER LIABILITIES	1,344,259	-	-	-	-	-	-	1,344,259
<b>TOTAL CURRENT LIABILITIES</b>	<b>3,139,059</b>	<b>-</b>	<b>-</b>	<b>-</b>	<b>13,486</b>	<b>13,170</b>	<b>14,127</b>	<b>3,179,842</b>
LONG-TERM DEBT								
NET PENSION LIABILITY	2,336,424	-	-	-	-	-	-	2,336,424
LIABILITY FOR COMPENSATED ABSENCES	230,883	-	-	-	-	-	-	230,883
<b>SUBTOTAL</b>	<b>2,567,307</b>	<b>-</b>	<b>-</b>	<b>-</b>	<b>-</b>	<b>-</b>	<b>-</b>	<b>2,567,307</b>
<b>TOTAL LIABILITIES</b>	<b>5,706,366</b>	<b>-</b>	<b>-</b>	<b>-</b>	<b>13,486</b>	<b>13,170</b>	<b>14,127</b>	<b>5,747,149</b>
<b>TOTAL DEFERRED INFLOWS OF RESOURCES - GASB 68</b>	<b>523,606</b>	<b>-</b>	<b>-</b>	<b>-</b>	<b>-</b>	<b>-</b>	<b>-</b>	<b>523,606</b>
<b>FUND BALANCE</b>								
RESTRICTED	-	-	2,230,752	349,700	-	-	75,936	2,656,388
SPENDABLE - COMMITTED	2,001,500	-	-	-	-	-	-	2,001,500
SPENDABLE - ASSIGNED	-	-	-	-	-	-	-	-
SPENDABLE - UNASSIGNED	4,470,982	16,535	-	-	-	-	-	4,487,516
NON-SPENDABLE	26,036,174	-	-	-	-	-	-	26,036,174
<b>FUND BALANCE</b>	<b>32,508,656</b>	<b>16,535</b>	<b>2,230,752</b>	<b>349,700</b>	<b>-</b>	<b>-</b>	<b>75,936</b>	<b>35,181,579</b>
<b>TOTAL NET INCOME (LOSS)</b>	<b>(1,038,248)</b>	<b>-</b>	<b>1,820,211</b>	<b>14,250</b>	<b>(13,486)</b>	<b>(13,170)</b>	<b>(14,127)</b>	<b>755,430</b>
<b>TOTAL FUND BALANCE</b>	<b>31,470,409</b>	<b>16,535</b>	<b>4,050,963</b>	<b>363,950</b>	<b>(13,486)</b>	<b>(13,170)</b>	<b>61,809</b>	<b>35,937,008</b>

CHICO AREA RECREATION AND PARK DISTRICT  
SUMMARY - ALL FUNDS  
AUGUST 2021



	GENERAL FUND	ROTARY FUND	COMMUNITY PARK FEES	PARK IMPACT FUND	OAK WAY PARK	PETERSON PARK	BARONI PARK	MEMORANDUM TOTALS ONLY
<b>REVENUE</b>								
FEE BASED PROGRAM INCOME	534,244	-	-	-	-	-	-	534,244
OTHER INCOME	79,214	-	-	-	-	-	-	79,214
RDA PASS THROUGH	-	-	-	-	-	-	-	-
INVESTMENT INCOME	-	-	-	-	-	-	-	-
TAX INCOME / COUNTY	-	-	-	-	-	-	-	-
PARK IMPACT FEES	-	-	1,820,211	14,250	-	-	-	1,834,461
ASSESSMENTS	-	-	-	-	-	-	-	-
OPERATING TRANSFER IN	-	-	-	-	-	-	-	-
<b>TOTAL REVENUE</b>	<b>613,458</b>	-	<b>1,820,211</b>	<b>14,250</b>	-	-	-	<b>2,447,919</b>
<b>EXPENSE</b>								
SALARIES & BENEFITS	1,158,193	-	-	-	11,936	8,509	11,936	1,185,573
SERVICES & SUPPLIES	276,025	-	-	-	1,551	4,661	2,192	284,428
OPERATING TRANSFER OUT	-	-	-	-	-	-	-	-
CONTRIB. TO OTHER AGENCIES	-	-	-	-	-	-	-	-
CONTINGENCIES	-	-	-	-	-	-	-	-
NOTES PAYABLE / LEASE PYMTS	-	-	-	-	-	-	-	-
<b>TOTAL EXPENSE</b>	<b>1,429,218</b>	-	-	-	<b>13,486</b>	<b>13,170</b>	<b>14,127</b>	<b>1,470,002</b>
<b>SPECIALLY ALLOCATED ITEMS</b>								
CAPITAL / REPAIR PROJECTS	232,487	-	-	-	-	-	-	232,487
CAPITAL PROJECTS REIMBURSEMENT	9,999	-	-	-	-	-	-	9,999
<b>NET CAPITAL PROJECTS</b>	<b>222,488</b>	-	-	-	-	-	-	<b>222,488</b>
DEPRECIATION	-	-	-	-	-	-	-	-
FAIR MARKET VALUE ADJUSTMENT	-	-	-	-	-	-	-	-
<b>TOTAL SPECIALLY ALLOCATED</b>	<b>222,488</b>	-	-	-	-	-	-	<b>222,488</b>
<b>TOTAL REVENUE OVER (UNDER) EXPENDITURES</b>	<b>(1,038,248)</b>	-	<b>1,820,211</b>	<b>14,250</b>	<b>(13,486)</b>	<b>(13,170)</b>	<b>(14,127)</b>	<b>755,430</b>

CHICO AREA RECREATION AND PARK DISTRICT  
GENERAL FUND - FUND 2490  
BALANCE SHEET  
AUGUST 2021

	AUGUST 2021	AUGUST 2020	Increase (Decrease)	
			\$ Change	% Change
<b>ASSETS</b>				
<b>CASH</b>				
* CASH ON DEPOSIT WITH COUNTY (GENERAL FUND)	6,372,543.70	4,895,768.49	1,476,775.21	30%
CASH ON DEPOSIT WITH COUNTY (COMMUNITY BAND)	2,185.99	1,188.84	997.15	84%
CASH ON DEPOSIT WITH ROTARY FOUNDATION	500.96	500.96	-	0%
CASH - GOLDEN VALLEY BANK	2,743,531.47	1,164,753.72	1,578,777.75	136%
PETTY CASH	800.00	800.00	-	0%
BANK SUSPENSE	294,948.29	272,235.04	22,713.25	8%
<b>SUBTOTAL</b>	<b>9,414,510.41</b>	<b>6,335,247.05</b>	<b>3,079,263.36</b>	<b>49%</b>
FMV ADJUSTMENT (GENERAL FUND)	-	-	-	0%
<b>RECEIVABLES</b>				
ACCOUNTS RECEIVABLE	1,011,004.20	73,653.89	937,350.31	1273%
A/R - ONLINE PAYMENT CLEARING	-	-	-	0%
A/R - IN HOUSE CREDIT CARDS	-	13,525.00	(13,525.00)	-100%
INTEREST RECEIVABLE (GENERAL FUND)	-	-	-	0%
<b>RECEIVABLES</b>	<b>1,011,004.20</b>	<b>87,178.89</b>	<b>923,825.31</b>	<b>1060%</b>
			-	0%
<b>DUE FROM OTHER FUNDS</b>				
DUE TO GENERAL FUND FROM OTHER FUNDS	40,783.46	53,125.52	(12,342.06)	-23%
<b>TOTAL CURRENT ASSETS</b>	<b>10,466,298.07</b>	<b>6,475,551.46</b>	<b>3,990,746.61</b>	<b>62%</b>
PREPAID PENSION CONTRIBUTION	(0.00)	(0.00)	-	#DIV/0!
PREPAID EXPENSES	-	-	-	0%
<b>FIXED ASSETS</b>				
LAND	11,634,790.52	11,634,790.52	-	0%
LAND IMPROVEMENTS	25,665,063.75	25,665,063.75	-	0%
LEASEHOLD IMPROVEMENTS	1,098,162.52	1,098,162.52	-	0%
EQUIPMENT	1,050,532.91	1,033,827.06	16,705.85	2%
EQUIPMENT - COMPUTERS	276,499.35	276,499.35	-	0%
EQUIPMENT - AUTOS	399,660.40	388,660.40	11,000.00	3%
CONSTRUCTION IN PROGRESS	1,619,827.08	45,713.36	1,574,113.72	3443%
<b>SUBTOTAL</b>	<b>41,744,536.53</b>	<b>40,142,716.96</b>	<b>1,601,819.57</b>	<b>4%</b>
ACCUMULATED DEPRECIATION	(15,708,362.18)	(14,871,584.88)	(836,777.30)	6%
<b>SUBTOTAL</b>	<b>26,036,174.35</b>	<b>25,271,132.08</b>	<b>765,042.27</b>	<b>3%</b>
<b>TOTAL ASSETS</b>	<b>36,502,472.42</b>	<b>31,746,683.54</b>	<b>4,755,788.88</b>	<b>15%</b>
<b>TOTAL DEFERRED OUTFLOWS OF RESOURCES - GASB 68</b>				
	1,197,908.00	1,197,908.00	-	0%



CHICO AREA RECREATION AND PARK DISTRICT  
GENERAL FUND - FUND 2490  
BALANCE SHEET  
AUGUST 2021

	AUGUST 2021	AUGUST 2020	Increase (Decrease)	
			\$ Change	% Change
<b>LIABILITIES</b>				
<b>ACCOUNTS PAYABLE</b>	<b>70,016.42</b>	<b>47,778.72</b>	<b>22,237.70</b>	<b>47%</b>
<b>ACCRUED EXPENSES</b>				
ACCRUED PAYROLL	50.00	-	50.00	#DIV/0!
PAYROLL FEDERAL TAXES	345.32	345.35	(0.03)	0%
PAYROLL STATE TAXES	(355.53)	(355.52)	(0.01)	0%
PAYROLL EMPLOYEE MEDI & FICA	42.86	(27.08)	69.94	-258%
PAYROLL EMPLOYER MEDI & FICA LIAB	(97.19)	(27.25)	(69.94)	257%
PAYROLL SDI	(24.08)	(24.08)	-	0%
LONG TERM CARE PAY DEDUCTIONS	-	-	-	0%
PAYROLL GARNISHMENTS	299.45	372.52	(73.07)	-20%
UNION DUES - SUPERVISORS	93.61	450.29	(356.68)	-79%
UNION DUES - PARKS	821.56	763.98	57.58	8%
CALPERS 2% AT 62	-	-	-	0%
457 EMPLOYEE CONTRIBUTIONS	4,927.00	5,572.00	(645.00)	-12%
EMPLOYEE MEDICAL WITHHOLDINGS	(1,530.84)	(1,530.84)	-	0%
VOUCHERS PAYABLE ACCRUAL	(100,000.00)	(100,000.00)	-	0%
ACCRUED INTEREST EXPENSE (GENERAL FUND)	-	-	-	0%
<b>ACCRUED EXPENSES</b>	<b>(95,427.84)</b>	<b>(94,460.63)</b>	<b>(967.21)</b>	<b>1%</b>
<b>DUE TO OTHER FUNDS</b>				
DUE TO OTHER FUNDS FROM GENERAL FUND	1,820,211.00	-	1,820,211.00	0%
<b>OTHER LIABILITIES</b>				
BANK CHARGE CLEARING ACCOUNT	(106,052.38)	(24,566.78)	(81,485.60)	332%
DEFERRED REVENUE	1,385,093.18	309,185.79	1,075,907.39	348%
OTHER LIAB - CLASS CLEARING ACCT	4,401.70	4,901.70	(500.00)	-10%
UNEARNED REVENUE	6,048.82	6,048.82	-	0%
PREPAID FACILITY TRANSFER	-	-	-	0%
SECURITY DEPOSITS	50,100.00	21,600.00	28,500.00	132%
SECURITY HOLDING ACCT - CLASS	4,668.11	4,668.11	-	0%
<b>SUBTOTAL</b>	<b>1,344,259.43</b>	<b>321,837.64</b>	<b>1,022,421.79</b>	<b>318%</b>
<b>TOTAL CURRENT LIABILITIES</b>	<b>3,139,059.01</b>	<b>275,155.73</b>	<b>2,863,903.28</b>	<b>1041%</b>
<b>LONG-TERM DEBT</b>				
NET PENSION LIABILITY	2,336,424.00	2,336,424.00	-	0%
LIABILITY FOR COMPENSATED ABSENCES	230,882.86	225,315.02	5,567.84	2%
<b>SUBTOTAL</b>	<b>2,567,306.86</b>	<b>2,561,739.02</b>	<b>5,567.84</b>	<b>0%</b>
<b>TOTAL LIABILITIES</b>	<b>5,706,365.87</b>	<b>2,836,894.75</b>	<b>2,869,471.12</b>	<b>101%</b>
<b>TOTAL DEFERRED INFLOWS OF RESOURCES - GASB 68</b>	<b>523,606.00</b>	<b>523,606.00</b>	<b>-</b>	<b>0%</b>

CHICO AREA RECREATION AND PARK DISTRICT  
GENERAL FUND - FUND 2490  
BALANCE SHEET  
AUGUST 2021

FUND BALANCE	AUGUST 2021	AUGUST 2020	Increase (Decrease)	
			\$ Change	% Change
<b>SPENDABLE - COMMITTED</b>				
SPENDABLE - COMMITTED - PETTY CASH	1,500.00	1,500.00	-	0%
SPENDABLE - COMMITTED - GENERAL RESERVE	2,000,000.00	1,200,000.00	800,000.00	67%
<b>SUBTOTAL</b>	<b>2,001,500.00</b>	<b>1,201,500.00</b>	<b>800,000.00</b>	<b>67%</b>
<b>SPENDABLE - ASSIGNED</b>				
SPENDABLE - ASSIGNED - CAPITAL OUTLAY	-	50,000.00	(50,000.00)	-100%
SPENDABLE - ASSIGNED - LONG TERM DEBT	-	-	-	0%
SPENDABLE - ASSIGNED - ELECTION COSTS	-	45,000.00	(45,000.00)	-100%
SPENDABLE - ASSIGNED - PENSION LIABILITY	-	700,000.00	(700,000.00)	-100%
SPENDABLE - ASSIGNED - FUNDED DEPRECIATION	-	390,500.00	(390,500.00)	-100%
<b>SUBTOTAL</b>	<b>-</b>	<b>1,185,500.00</b>	<b>(1,185,500.00)</b>	<b>-100%</b>
<b>SPENDABLE - UNASSIGNED</b>	<b>4,470,981.83</b>	<b>2,959,079.37</b>	<b>1,511,902.46</b>	<b>51%</b>
<b>NON-SPENDABLE</b>	<b>26,036,174.35</b>	<b>25,271,132.08</b>	<b>765,042.27</b>	<b>3%</b>
<b>TOTAL FUND BALANCE - GENERAL FUND</b>	<b>32,508,656.18</b>	<b>30,617,211.45</b>	<b>1,891,444.73</b>	<b>6%</b>
<b>NET INCOME (LOSS)</b>				
GENERAL FUND	(1,038,247.63)	(920,310.31)	(117,937.32)	13%
<b>TOTAL NET INCOME (LOSS)</b>	<b>(1,038,247.63)</b>	<b>(920,310.31)</b>	<b>(117,937.32)</b>	<b>13%</b>
<b>TOTAL FUND BALANCE</b>	<b>31,470,408.55</b>	<b>29,696,901.14</b>	<b>1,773,507.41</b>	<b>6%</b>

**FOOTNOTES:**

\* General Fund Cash amount includes \$2,001,500 in Reserves

CHICO AREA RECREATION AND PARK DISTRICT  
EXECUTIVE SUMMARY  
GENERAL FUND - FUND 2490  
AUGUST 2021  
REPRESENTS 17% OF THE YEAR

	2021-2022 BUDGET	2021-2022 YTD	2021-2022 % BUDGET	Remaining Budget	2020-2021 BUDGET	2020-2021 YTD	2020-2021 % BUDGET	DIFF. BY YEAR
<b>REVENUE</b>								
FEE BASED PROGRAM INCOME	2,844,781	534,244	18.8%	2,310,537	4,168,548	345,887	8.3%	188,357
OTHER INCOME	528,350	79,214	15.0%	449,136	1,818,640	86,636	4.8%	(7,423)
RDA PASSTHROUGH	1,540,000	-	0.0%	1,540,000	1,350,000	-	0.0%	-
INVESTMENT INCOME	40,000	-	0.0%	40,000	40,000	-	0.0%	-
TAX INCOME / COUNTY BACKFILL TAX INCOME	4,178,000	-	0.0%	4,178,000	3,396,500	-	0.0%	-
<b>TOTAL REVENUE</b>	<b>9,131,131</b>	<b>613,458</b>	<b>6.7%</b>	<b>8,517,673</b>	<b>10,773,688</b>	<b>432,524</b>	<b>4.0%</b>	<b>180,934</b>
<b>OPERATING EXPENDITURES</b>								
SALARIES AND BENEFITS	6,581,096	1,153,193	17.5%	5,427,902	6,637,400	804,378	12.1%	348,816
SERVICES AND SUPPLIES	2,395,943	276,025	11.5%	2,119,918	2,234,452	363,827	16.3%	(87,802)
OPERATING TRANSFER OUT	113,529	-	0.0%	113,529	84,447	-	0.0%	29,082
CONTRIB. TO OTHER AGENCIES	15,000	-	0.0%	15,000	15,000	9,298	62.0%	(9,298)
CONTINGENCIES	25,000	-	0.0%	25,000	25,000	-	0.0%	-
NOTES PAYABLE / LEASE PYMTS	-	-	0.0%	-	81,681	-	0.0%	-
<b>TOTAL OPERATING EXPENDITURES</b>	<b>9,130,568</b>	<b>1,429,218</b>	<b>15.7%</b>	<b>7,587,820</b>	<b>9,077,980</b>	<b>1,177,502</b>	<b>13.0%</b>	<b>251,716</b>
<b>NET REVENUE BEFORE SPEC. EXP.</b>	<b>564</b>	<b>(815,760)</b>	<b>-144766.6%</b>	<b>816,324</b>	<b>1,695,708</b>	<b>(744,979)</b>	<b>-43.9%</b>	<b>(70,781)</b>
<b>SPECIALY ALLOCATED ITEMS</b>								
CAPITAL / REPAIR PROJECTS	1,554,800	232,487	15.0%	1,322,313	1,981,500	36,804	1.9%	195,683
CAPITAL PROJECT REIMBURSEMENT	850,000	9,999	1.2%	840,001	-	-	0.0%	9,999
<b>NET CAPITAL PROJECTS</b>	<b>704,800</b>	<b>222,488</b>	<b>31.6%</b>	<b>482,312</b>	<b>1,981,500</b>	<b>36,804</b>	<b>1.9%</b>	<b>185,684</b>
DEPRECIATION	-	-	0.0%	-	-	-	0.0%	-
FAIR MARKET VALUE ADJUSTMENT	-	-	0.0%	-	-	138,528	0.0%	(138,528)
<b>TOTAL SPECIALLY ALLOCATED</b>	<b>704,800</b>	<b>222,488</b>	<b>31.6%</b>	<b>2,644,627</b>	<b>1,981,500</b>	<b>175,332</b>	<b>8.8%</b>	<b>(138,528)</b>
<b>TOTAL REVENUE OVER (UNDER) EXPENDITURES</b>	<b>(704,237)</b>	<b>(1,038,248)</b>			<b>(285,792)</b>	<b>(920,310)</b>		<b>(117,937)</b>



CHICO AREA RECREATION AND PARK DISTRICT  
 REVENUE SUMMARY  
 GENERAL FUND - FUND 2490  
 AUGUST 2021  
 REPRESENTS 17% OF THE YEAR

	2021-2022 BUDGET	2021-2022 YTD	2021-2022 % BUDGET	Remaining Budget	2020-2021 BUDGET	2020-2021 YTD	2020-2021 % BUDGET	DIFF. BY YEAR
<b>FEE BASED PROGRAM INCOME</b>								
AFTER SCHOOL & CAMP PROGRAMS	1,593,933	69,420	4.4%	1,524,513	2,800,642	37,632	1.3%	31,788
AFTERSCHOOL CAMPS	264,190	213,676	80.9%	50,514	303,205	137,425	45.3%	76,251
<b>SUBTOTAL</b>	<b>1,858,123</b>	<b>283,096</b>	<b>15.2%</b>	<b>1,575,027</b>	<b>3,103,847</b>	<b>175,057</b>	<b>5.6%</b>	<b>108,039</b>
<b>AQUATICS</b>	<b>184,109</b>	<b>53,373</b>	<b>29.0%</b>	<b>130,736</b>	<b>150,487</b>	<b>73,855</b>	<b>49.1%</b>	<b>(20,482)</b>
CLASSES								
GENERAL CLASSES	54,000	4,249	7.9%	49,751	60,000	2,692	4.5%	1,557
COMMUNITY BAND	1,000	18	1.8%	982	1,125	12	1.1%	6
SENIOR ADULT CLASSES	30,000	4,083	13.6%	25,917	24,000	4,528	18.9%	(445)
YOUTH CLASSES	61,503	2,963	4.8%	58,540	43,500	-	0.0%	2,963
<b>SUBTOTAL</b>	<b>146,503</b>	<b>11,312</b>	<b>7.7%</b>	<b>85,440</b>	<b>128,625</b>	<b>7,232</b>	<b>5.6%</b>	<b>4,080</b>
ADULT SPORTS								
VOLLEYBALL & DODGEBALL	37,755	4,107	10.9%	33,648	31,749	(1,269)	-4.0%	5,376
BASKETBALL	18,880	322	1.7%	18,558	26,131	-	0.0%	322
SOFTBALL	129,480	25,836	20.0%	103,644	109,794	(11,899)	-10.8%	37,735
SOFTBALL TOURNEYS	-	-	0.0%	-	-	-	0.0%	-
SOCCER	47,880	4,796	10.0%	43,084	48,045	(4,796)	-10.0%	9,591
<b>SUBTOTAL</b>	<b>233,995</b>	<b>35,061</b>	<b>15.0%</b>	<b>198,934</b>	<b>215,719</b>	<b>(17,964)</b>	<b>-8.3%</b>	<b>53,025</b>
NATURE CENTER								
PROGRAM FEE INCOME	188,560	78,552	41.7%	110,008	163,960	72,229	44.1%	6,323
GRANT FUNDING	-	-	0.0%	-	156,560	-	0.0%	-
<b>SUBTOTAL</b>	<b>188,560</b>	<b>78,552</b>	<b>41.7%</b>	<b>110,008</b>	<b>320,520</b>	<b>72,229</b>	<b>22.5%</b>	<b>6,323</b>
OTHER PROGRAMS								
SCHOLARSHIPS	(25,000)	(2,550)	10.2%	-	(15,000)	(2,061)	13.7%	(489)
CO-SPONSORED & MISCELLANEOUS	-	-	0.0%	-	7,500	10	0.1%	(10)
SPECIAL EVENTS	6,900	-	0.0%	6,900	7,350	-	0.0%	-
SENIOR ADULT PROGRAMS	6,000	223	3.7%	5,778	14,500	250	1.7%	(28)
YOUTH SPORTS	245,591	75,177	30.6%	170,414	235,000	37,279	15.9%	37,898
<b>SUBTOTAL</b>	<b>233,491</b>	<b>72,850</b>	<b>31.2%</b>	<b>183,091</b>	<b>249,350</b>	<b>35,478</b>	<b>14.2%</b>	<b>37,372</b>
<b>TOTAL FEE BASED PROGRAMS</b>	<b>2,844,781</b>	<b>534,244</b>	<b>18.8%</b>	<b>2,332,986</b>	<b>4,168,548</b>	<b>345,887</b>	<b>8.3%</b>	<b>188,357</b>
OTHER INCOME								
FACILITY RENTAL INCOME	346,450	58,654	16.9%	287,796	222,250	3,284	1.5%	55,370
REBATES & REIMBURSED COSTS	30,000	16,073	53.6%	13,927	30,000	45,574	151.9%	(29,501)
REIMBURSEMENTS - CITY PARKS	141,900	-	0.0%	141,900	1,551,390	27,987	1.8%	(17,988)
MISCELLANEOUS	-	30	0.0%	-	4,000	7,259	181.5%	(7,229)
ENDOWMENTS	10,000	-	0.0%	10,000	10,000	2,595	25.9%	(2,595)
DONATIONS	-	4,457	0.0%	-	1,000	(62)	-6.2%	4,519
<b>TOTAL OTHER INCOME</b>	<b>528,350</b>	<b>79,214</b>	<b>15.0%</b>	<b>453,624</b>	<b>1,818,640</b>	<b>86,636</b>	<b>4.8%</b>	<b>2,576</b>
REVENUE FROM OTHER AGENCIES								
RDA PASSTHROUGH	1,540,000	-	0.0%	1,540,000	1,350,000	-	0.0%	-
INVESTMENT INCOME	40,000	-	0.0%	40,000	40,000	-	0.0%	-
TAX INCOME / COUNTY BACKFILL TAX INCOME	4,178,000	-	0.0%	4,178,000	3,396,500	-	0.0%	-
REIMBURSEMENT - CAPITAL PROJECTS	850,000	9,999	0.0%	-	-	-	0.0%	-
<b>TOTAL REVENUE FROM OTHER AGENCIES</b>	<b>5,758,000</b>	<b>9,999</b>	<b>0.0%</b>	<b>5,758,000</b>	<b>4,786,500</b>	<b>-</b>	<b>0.0%</b>	<b>-</b>
<b>TOTAL REVENUE</b>	<b>9,981,131</b>	<b>623,457</b>	<b>6.2%</b>	<b>8,544,610</b>	<b>10,773,688</b>	<b>432,524</b>	<b>4.0%</b>	<b>190,933</b>

CHICO AREA RECREATION AND PARK DISTRICT  
SALARIES AND BENEFITS SUMMARY  
GENERAL FUND - FUND 2490  
AUGUST 2021  
REPRESENTS 17% OF THE YEAR

	2021-2022 BUDGET	2021-2022 YTD	2021-2022 % BUDGET	2020-2021 BUDGET	2020-2021 YTD	2020-2021 % BUDGET	DIFF. BY YEAR
<b>SALARIES</b>							
FULL-TIME SALARIES	2,640,000	356,559	13.5%	2,289,000	318,562	13.9%	37,996
PART-TIME SALARIES	2,402,295	315,398	13.1%	2,704,085	258,267	9.6%	63,549
ACCUMULATED LEAVE	41,000	-	0.0%	41,000	-	0.0%	-
INSTRUCTORS	70,580	6,262	8.9%	47,114	3,054	6.5%	(3,209)
<b>SUBTOTAL</b>	<b>5,153,875</b>	<b>678,219</b>	<b>13.2%</b>	<b>5,081,199</b>	<b>579,883</b>	<b>11.4%</b>	<b>98,336</b>
<b>BENEFITS</b>							
FICA	392,000	51,076	13.0%	394,000	43,036	10.9%	8,040
RETIREMENT	541,000	242,849	44.9%	536,000	67,195	12.5%	175,654
RETIREMENT - GASB 68	-	-	0.0%	-	-	0.0%	-
HEALTH INSURANCE	438,500	71,236	16.2%	377,500	47,532	12.6%	23,705
COBRA	-	-	0.0%	-	-	0.0%	-
UNEMPLOYMENT INSURANCE	98,000	3,839	3.9%	300,000	-	0.0%	3,839
WORKERS COMP INSURANCE	152,000	146,862	96.6%	117,000	101,601	86.8%	45,261
ALLOCATION TO OTHER FUNDS	(194,279)	(40,889)	21.0%	(168,299)	(34,870)	20.7%	(6,019)
<b>SUBTOTAL</b>	<b>1,427,221</b>	<b>474,974</b>	<b>33.3%</b>	<b>1,556,201</b>	<b>224,495</b>	<b>14.4%</b>	<b>250,479</b>
<b>TOTAL SALARIES AND BENEFITS</b>	<b>6,581,096</b>	<b>1,153,193</b>	<b>17.5%</b>	<b>6,637,400</b>	<b>804,378</b>	<b>12.1%</b>	<b>348,816</b>

\* The CalPERS UAL Payment of \$ 204,801 was paid in full in July 2021. In past years, this has been paid monthly.

CHICO AREA RECREATION AND PARK DISTRICT  
SERVICES AND SUPPLIES SUMMARY  
GENERAL FUND - FUND 2490  
AUGUST 2021  
REPRESENTS 17% OF THE YEAR

	2021-2022 BUDGET	2021-2022 YTD	2021-2022 % BUDGET	Remaining Budget	2020-2021 BUDGET	2020-2021 YTD	2020-2021 % BUDGET	DIFF. BY YEAR
<b>SERVICES AND SUPPLIES</b>								
ADVERTISING	30,000	-	0.0%	30,000	10,000	-	0.0%	-
AGRICULTURE	66,215	22	0.0%	66,193	41,143	-	0.0%	22
CLOTHING	7,000	100	1.4%	6,900	7,000	195	2.8%	(95)
COMMUNICATIONS	52,358	6,671	12.7%	45,687	52,175	7,680	14.7%	(1,009)
HOUSEHOLD SUPPLIES	46,600	5,782	12.4%	40,818	46,600	4,953	10.6%	829
WORK SERVICE SUPPLIES	2,050	-	0.0%	2,050	2,050	58	2.8%	(58)
INSURANCE	240,500	-	0.0%	240,500	140,000	138,258	98.8%	(138,258)
OFFICE EQUIP. REPAIR	20,000	-	0.0%	20,000	-	-	0.0%	-
TECHNOLOGY EQUIPMENT	20,000	(16)	-0.1%	20,016	15,000	26	0.2%	(41)
EQUIPMENT REPAIRS	22,330	3,973	17.8%	18,357	20,300	3,334	16.4%	640
HOUSEHOLD EQUIPMENT	-	-	0.0%	-	-	-	0.0%	-
FIELD EQUIPMENT	8,621	9,364	108.6%	-	250	-	0.0%	9,150
PROGRAM EQUIPMENT	-	-	0.0%	-	-	-	0.0%	-
VEHICLE MAINTENANCE	12,500	3,930	31.4%	8,570	12,500	973	7.8%	2,957
POOL SUPPLIES	18,750	3,917	20.9%	14,833	15,000	2,995	20.0%	922
POOL EQUIPMENT	6,000	347	5.8%	5,653	4,000	-	0.0%	347
STRUCTURE & GROUNDS	178,100	7,462	4.2%	170,638	83,050	10,563	12.7%	(3,101)
SHOP SUPPLIES	6,350	681	10.7%	5,669	6,350	1,014	16.0%	(334)
VANDALISM	5,445	630	11.6%	4,815	4,950	34	0.7%	596
MEDICAL FIRST AID	3,650	34	0.9%	3,616	3,650	160	4.4%	(126)
MEMBERSHIP/PERIODICALS	24,500	1,491	6.1%	23,009	24,000	1,541	6.4%	(50)
OFFICE SUPPLIES	15,000	2,190	14.6%	12,810	18,000	581	3.2%	1,610
COPY OVERAGES	-	-	0.0%	-	-	-	0.0%	-
CONTRACT SERVICES	827,000	170,906	20.7%	656,094	935,120	96,931	10.4%	73,975
PUBS/LEGAL NOTICES	22,000	-	0.0%	22,000	22,000	-	0.0%	-
RENT/LEASE EQUIPMENT	5,400	624	11.5%	4,776	5,400	(172)	-3.2%	796
RENT/LEASE STRUCTURES	2,000	500	25.0%	1,500	2,000	500	25.0%	-
SMALL TOOLS	3,905	63	1.6%	3,842	3,550	-	0.0%	63
EDUCATION & TRAINING	9,000	600	6.7%	8,400	9,000	-	0.0%	600
DISTRICT OFFICE SPECIAL EXP	14,000	282	1.9%	13,738	9,000	3,700	41.1%	(3,438)
PROGRAM SUPPLIES	181,405	4,954	2.7%	176,451	249,396	2,114	0.8%	2,840
GM MOVING EXPENSE	-	-	0.0%	-	-	-	0.0%	-
DISTRICT OFFICE MEETING EXP	5,000	-	0.0%	5,000	-	-	0.0%	-
MILEAGE	60,000	3,747	6.2%	56,253	40,000	2,519	6.3%	1,229
PROGRAM TRANSPORTATION	3,470	-	0.0%	3,470	3,300	-	0.0%	-
DIST OFFICE BOARD MTG EXP	10,000	1,850	18.5%	8,150	10,000	1,100	11.0%	750
USE TAX	1,500	-	0.0%	1,500	1,500	-	0.0%	-
CONFERENCES	15,000	246	1.6%	14,754	15,000	-	0.0%	246
<b>SUBTOTAL</b>	<b>1,945,649</b>	<b>230,330</b>	<b>11.8%</b>	<b>1,715,319</b>	<b>1,816,284</b>	<b>279,057</b>	<b>15.4%</b>	<b>(48,941)</b>
<b>UTILITIES</b>								
WATER	97,955	13,178	13.5%	84,777	95,400	25,498	26.7%	(12,321)
ELECTRICITY	280,196	30,754	11.0%	249,442	258,518	56,469	21.8%	(25,715)
GAS	65,743	955	1.5%	64,788	57,850	1,537	2.7%	(582)
SEWER	6,400	808	12.6%	5,592	6,400	1,265	19.8%	(457)
<b>SUBTOTAL</b>	<b>450,294</b>	<b>45,695</b>	<b>10.1%</b>	<b>404,599</b>	<b>418,168</b>	<b>84,769</b>	<b>20.3%</b>	<b>(39,075)</b>
<b>TOTAL SERVICE &amp; SUPPLY</b>	<b>2,395,943</b>	<b>276,025</b>	<b>11.5%</b>	<b>2,120,661</b>	<b>2,234,452</b>	<b>363,827</b>	<b>16.3%</b>	<b>(88,015)</b>



**CHICO AREA RECREATION AND PARK DISTRICT (CARD)**  
**545 Vallombrosa Ave. Chico, CA 95926 895-4711**

Accounts Payable Check Register

August 2021

Salary & Benefits	3,796.62
Service & Supply	54,092.26
Contributions to other Agency	-
Principal Repayment	-
Interest Expense	-
Fixed Assets	6,609.59
<b>TOTAL</b>	<b>64,498.47</b>

Check #'s            75097-750150

Approved by the Board of Directors

September 23, 2021

---

Tom Lando  
Board Chair

---

Ann Willmann  
General Manager

**CHICO AREA RECREATION AND PARK DISTRICT**  
**545 Vallombrosa Ave. Chico, CA 95926 (530) 895-4711**  
**September 8, 2021**

**CHECK REGISTER FUND 2490 FY 21/22**

<u>Date</u>	<u>Ck. Num.</u>	<u>Payee</u>	<u>Amount</u>	<u>Account</u>
09/08/2021	075097	AFLAC	\$ 598.20	510000
09/08/2021	075098	CHICO AREA RECREATION & PARK DISTRICT	\$ 3,198.42	510000
09/08/2021	075099	ADVANCED ELECTRIC & SOUND	\$ 3,359.37	520000
09/08/2021	075100	ALL STAR RENTS	\$ 283.47	520000
09/08/2021	075101	AT&T	\$ 589.32	520000
09/08/2021	075102	BUS-MAN'S HOLIDAY TOURS	\$ 3,750.00	520000
09/08/2021	075103	C&M AUTOMOTIVE	\$ 52.70	520000
09/08/2021	075104	CHICO AREA RECREATION & PARK DISTRICT	\$ 8,962.57	520000
09/08/2021	075105	CHICO ELECTRIC CO	\$ 95.00	520000
09/08/2021	075106	CHICO POWER EQUIPMENT INC	\$ 83.63	520000
09/08/2021	075107	CHICO PRINCESS PARTIES, LLC	\$ 4,640.00	520000
09/08/2021	075108	CHICO SPRINKLER, INC.	\$ 54.79	520000
09/08/2021	075109	COMMERCIAL TIRE WAREHOUSE	\$ 709.88	520000
09/08/2021	075110	CREATE & LEARN INC.	\$ 182.00	520000
09/08/2021	075111	CREATIVE COMPOSITION	\$ 396.33	520000
09/08/2021	075112	DAN'S ELECTRICAL SUPPLY	\$ 96.50	520000
09/08/2021	075113	DENEE COULTAS	\$ 22.40	520000
09/08/2021	075114	DRAGON GRAPHICS	\$ 405.14	520000
09/08/2021	075115	ELLIS ART & ENGINEERING	\$ 13.51	520000
09/08/2021	075116	EWING IRRIGATION PRODUCTS, INC.	\$ 1,134.87	520000
09/08/2021	075117	FERGUSON ENTERPRISES, INC #1423	\$ 992.10	520000
09/08/2021	075118	G2SOLUTIONS, INC	\$ 120.75	520000
09/08/2021	075119	GATES RESALE	\$ 21.34	520000
09/08/2021	075120	HAYDEN FIRE PROTECTION	\$ 87.50	520000
09/08/2021	075121	HILLYARD/SACRAMENTO	\$ 578.89	520000
09/08/2021	075122	HOLIDAY POOLS & SPAS	\$ 325.52	520000
09/08/2021	075123	HUNTERS SERVICES, INC.	\$ 431.00	520000
09/08/2021	075124	INDUSTRIAL POWER PRODUCTS	\$ 322.00	520000
09/08/2021	075125	INSTITUTE FOR LOCAL GOVERNMENT	\$ 600.00	520000
09/08/2021	075126	J.C. NELSON SUPPLY CO	\$ 3,156.12	520000
09/08/2021	075127	J.W. WOOD CO., INC.	\$ 162.18	520000
09/08/2021	075128	JANET LOMBARDI BLIXT	\$ 672.00	520000
09/08/2021	075129	JOHNNY ON THE SPOT PORTABLE TOILETS	\$ 202.90	520000
09/08/2021	075130	JOHNSON CONTROLS, INC.	\$ 1,847.71	520000
09/08/2021	075131	KINETICS ACADEMY OF DANCE	\$ 2,593.50	520000
09/08/2021	075132	KYLIE JONES	\$ 50.00	520000
09/08/2021	075133	LIMEY TEES	\$ 168.47	520000
09/08/2021	075134	LOCKSMITHING ENTERPRISES	\$ 500.00	520000
09/08/2021	075135	LUKE PYLE	\$ 246.44	520000
09/08/2021	075136	MAGOON SIGNS	\$ 101.89	520000
09/08/2021	075137	MEEKS BUILDING CENTER	\$ 809.43	520000
09/08/2021	075138	MISSION LINEN & UNIFORM	\$ 184.44	520000
09/08/2021	075139	MISSION LINEN & UNIFORM	\$ 2,808.68	520000
09/08/2021	075140	NORCAL FOOD EQUIPMENT, INC.	\$ 215.38	520000
09/08/2021	075141	NORMAC INC.	\$ 74.61	520000
09/08/2021	075142	OFFICE DEPOT	\$ 744.16	520000
09/08/2021	075143	PLAY-WELL TEKNOLOGIES	\$ 4,688.52	520000
09/08/2021	075144	RARE AIR TRAMPOLINE PARK	\$ 396.00	520000
09/08/2021	075145	SHERWIN-WILLIAMS CO.	\$ 137.75	520000
09/08/2021	075146	THATCHER COMPANY	\$ 2,636.33	520000
09/08/2021	075147	THRIFTY ROOTER	\$ 225.00	520000
09/08/2021	075148	TURF STAR INC.	\$ 3,156.22	520000
09/08/2021	075149	VALLEY-WIDE FASTENERS	\$ 3.95	520000
09/08/2021	075150	CHICO AREA RECREATION & PARK DISTRICT	\$ 6,609.59	560000

Total of Register

**\$ 64,498.47**

Ann Willmann  
General Manager

OR



Michelle Niven  
HR Manager

Salary & Benefits	\$ 3,796.62	Acct 510000
Service & Supply	\$ 54,092.26	Acct 520000
Cont. to Other Agencies	\$ -	Acct 557000
Principal Repayment	\$ -	Acct 552000
Interest Expense	\$ -	Acct 553000
Fixed Asset	\$ 6,609.59	Acct 560000
<b>Total</b>	<b>\$ 64,498.47</b>	

Prepared by JB

**CHICO AREA RECREATION AND PARK DISTRICT (CARD)  
545 Vallombrosa Ave. Chico, CA 95926 895-4711**

Manual Accounts Payable Check Register

August 2021

Salary & Benefits	31,648.77
Salary & Benefits-ACH Payroll Tax Transfer	134,000.59
Salary & Benefits-ACH CalPERS	36,774.66
Service & Supply	123,575.90
Fixed Assets	57,929.98
Contingency to other Agency	-
Principal Repayment	-
Interest Expense	-
<b>TOTAL</b>	<b>383,929.90</b>

Check #'s 075045-075096

Approved by the Board of Directors

September 23, 2021

---

Tom Lando  
Board Chair

---

Ann Willmann  
General Manager

Agenda Item 11



**CHICO AREA RECREATION AND PARK DISTRICT**  
**545 Vallombrosa Ave. Chico, CA 95926 (530) 895-4711**  
**August 11, 2021**

**CHECK REGISTER      FUND 2490 FY 21/22**

<u>Date</u>	<u>Ck. Num.</u>	<u>Payee</u>	<u>Amount</u>	<u>Account</u>
08/11/2021	075045	AFLAC	\$ 598.20	510000
08/11/2021	075046	BANNER BANK	\$ 2,233.91	510000
08/11/2021	075047	BUTTE COUNTY SHERIFF'S OFFICE	\$ 50.00	510000
08/11/2021	075048	CA STATE DISBURSEMENT UNIT	\$ 23.07	510000
08/11/2021	075049	IUOE LOCAL 39	\$ 298.78	510000
08/11/2021	075050	BANNER BANK	\$ 121.50	510000
08/11/2021	075051	JOHNSON CONTROLS, INC.	\$ 4,975.90	520000
08/11/2021	075052	STREAMLINE	\$ 300.00	520000
08/11/2021	075053	MELTON DESIGN GROUP, INC.	\$ 4,180.40	560000
08/11/2021	075054	WALBERG INC.	\$ 40,157.85	560000

Total of Register

**\$ 52,939.61**



Ann Willmann  
 General Manager

OR

Salary & Benefits	\$ 3,325.46	Acct 510000
Service & Supply	\$ 5,275.90	Acct 520000
Cont. to Other Agencies	\$ -	Acct 557000
Principal Repayment	\$ -	Acct 552000
Interest Expense	\$ -	Acct 553000
Fixed Asset	\$ 44,338.25	Acct 560000
<b>Total</b>	<b><u>\$ 52,939.61</u></b>	

\_\_\_\_\_  
 Parks & Recreation Director

OR

\_\_\_\_\_  
 Michelle Niven  
 Human Resources Manager

Prepared by      JB

**CHICO AREA RECREATION AND PARK DISTRICT**  
**545 Vallombrosa Ave. Chico, CA 95926 (530) 895-4711**  
**August 16, 2021**

**CHECK REGISTER      FUND 2490 FY 21/22**

<u>Date</u>	<u>Ck. Num.</u>	<u>Payee</u>	<u>Amount</u>	<u>Account</u>
08/16/2021	075055	CHICO AREA RECREATION & PARK DISTRICT	\$ 30,035.40	520000/560000
08/16/2021	075056	CHICO AREA RECREATION & PARK DISTRICT	\$ 33,890.35	520000/560000

Total of Register \$ 63,925.75

Ann Willmann	Salary & Benefits	\$ -	Acct 510000
General Manager	Service & Supply	\$ 61,450.65	Acct 520000
OR	Cont. to Other Agencies	\$ -	Acct 557000
	Principal Repayment	\$ -	Acct 552000
	Interest Expense	\$ -	Acct 553000
	Fixed Asset	\$ 2,475.10	Acct 560000
	<b>Total</b>	<u><u>\$ 63,925.75</u></u>	

\_\_\_\_\_  
Parks & Recreation Director

OR

*Michelle Niven*  
 \_\_\_\_\_  
 Michelle Niven  
 Human Resources Manager

Prepared by      JB

**CHICO AREA RECREATION AND PARK DISTRICT**  
**545 Vallombrosa Ave. Chico, CA 95926 (530) 895-4711**  
**August 18, 2021**

**CHECK REGISTER**      **FUND 2490 FY 21/22**

<u>Date</u>	<u>Ck. Num.</u>	<u>Payee</u>	<u>Amount</u>	<u>Account</u>
08/18/2021	075057	SARAH ARINGTON	\$ 672.13	510000

Total of Register

\$ 672.13


Ann Willmann  
General Manager

OR

Salary & Benefits	\$ 672.13	Acct 510000
Service & Supply	\$ -	Acct 520000
Cont. to Other Agencies	\$ -	Acct 557000
Principal Repayment	\$ -	Acct 552000
Interest Expense	\$ -	Acct 553000
Fixed Asset	\$ -	Acct 560000
<b>Total</b>	<u><u>\$ 672.13</u></u>	

Parks & Recreation Director

OR

  
Michelle Niven  
Human Resources Manager

Prepared by      JB



CHICO AREA RECREATION AND PARK DISTRICT  
 545 Vallombrosa Ave. Chico, CA 95926 (530) 895-4711  
 August 18, 2021

**CHECK REGISTER**      FUND 2490 FY 21/22

<u>Date</u>	<u>Ck. Num.</u>	<u>Payee</u>	<u>Amount</u>	<u>Account</u>
08/18/2021	75058	JEFF'S TRUCK SERVICE	\$ 7,730.63	560000

Total of Register

\$ 7,730.63

\_\_\_\_\_  
 Ann Willmann  
 General Manager

OR

Salary & Benefits	\$ -	Acct 510000
Service & Supply	\$ -	Acct 520000
Cont. to Other Agencies	\$ -	Acct 557000
Principal Repayment	\$ -	Acct 552000
Interest Expense	\$ -	Acct 553000
Fixed Asset	\$ 7,730.63	Acct 560000
<b>Total</b>	<u><u>\$ 7,730.63</u></u>	

\_\_\_\_\_  
 Parks & Recreation Director

OR

  
 \_\_\_\_\_  
 Michelle Niven  
 Human Resources Manager

Prepared by      JB

**CHICO AREA RECREATION AND PARK DISTRICT**  
**545 Vallombrosa Ave. Chico, CA 95926 (530) 895-4711**  
**August 19, 2021**

**CHECK REGISTER**      **FUND 2490 FY 21/22**

<u>Date</u>	<u>Ck. Num.</u>	<u>Payee</u>	<u>Amount</u>	<u>Account</u>
08/19/2021	075059	ANTHEM BLUE CROSS	\$ 21,416.43	510000
08/19/2021	075060	HUMANA INSURANCE CO	\$ 3,138.42	510000
08/19/2021	075061	AIRGAS USA, LLC	\$ 185.11	520000
08/19/2021	075062	ARMED GUARD PRIVATE SECURITY INC	\$ 10,331.64	520000
08/19/2021	075063	BURKE, WILLIAMS & SORENSEN, LLP	\$ 1,285.00	520000
08/19/2021	075064	BUTTE COUNTY OFFICE OF EDUCATION	\$ 603.75	520000
08/19/2021	075065	CARTER LAW OFFICES	\$ 5,400.00	520000
08/19/2021	075066	CITY OF CHICO	\$ 3,040.31	520000
08/19/2021	075067	COMCAST	\$ 917.12	520000
08/19/2021	075068	COMCAST	\$ 752.08	520000
08/19/2021	075069	DEPT. OF JUSTICE	\$ 992.00	520000
08/19/2021	075070	G2SOLUTIONS, INC	\$ 112.50	520000
08/19/2021	075071	LOIS BRENNAN	\$ 12.87	520000
08/19/2021	075072	M & S WESLEY TREE SERVICE	\$ 3,250.00	520000
08/19/2021	075073	NORTHGATE PETROLEUM COMPANY	\$ 684.66	520000
08/19/2021	075074	OFFICE DEPOT	\$ 177.97	520000
08/19/2021	075075	RECOLOGY BUTTE COLUSA COUNTIES	\$ 3,700.39	520000
08/19/2021	075076	U.S. BANK EQUIPMENT FINANCE, INC.	\$ 1,473.05	520000
08/19/2021	075077	WORK TRAINING CENTER	\$ 1,980.00	520000
08/19/2021	075078	MIKE'S FENCE COMPANY	\$ 1,516.00	560000

Total of Register

\$ 60,969.30

\_\_\_\_\_  
 Ann Willmann  
 General Manager

OR

Salary & Benefits	\$ -	Acct 510000
Service & Supply	\$ 39,552.87	Acct 520000
Cont. to Other Agencies	\$ -	Acct 557000
Principal Repayment	\$ -	Acct 552000
Interest Expense	\$ -	Acct 553000
Fixed Asset	\$ 21,416.43	Acct 560000
<b>Total</b>	<b>\$ 60,969.30</b>	

\_\_\_\_\_  
 Parks & Recreation Director

OR

  
 Michelle Niven  
 Human Resources Manager

Prepared by      JB

CHICO AREA RECREATION AND PARK DISTRICT  
 545 Vallombrosa Ave. Chico, CA 95926 (530) 895-4711  
 August 24, 2021

CHECK REGISTER      FUND 2490 FY 21/22


<u>Date</u>	<u>Ck. Num.</u>	<u>Payee</u>	<u>Amount</u>	<u>Account</u>
08/24/2021	075079	INDUSTRIAL POWER PRODUCTS	\$ 6,985.90	520000
08/24/2021	075080	JOHNNY ON THE SPOT PORTABLE TOILETS	\$ 502.25	520000
08/24/2021	075081	MISSION LINEN & UNIFORM	\$ 184.44	520000
08/24/2021	075082	MISSION LINEN & UNIFORM	\$ 2,840.44	520000
08/24/2021	075083	MELTON DESIGN GROUP, INC.	\$ 1,025.00	560000

Total of Register \$ 11,538.03

<u>Ann Willmann</u>	Salary & Benefits	\$ -	Acct 510000
General Manager	Service & Supply	\$ 10,513.03	Acct 520000
	Cont. to Other Agencies	\$ -	Acct 557000
OR	Principal Repayment	\$ -	Acct 552000
	Interest Expense	\$ -	Acct 553000
	Fixed Asset	\$ 1,025.00	Acct 560000
	<b>Total</b>	<u><u>\$ 11,538.03</u></u>	

Parks & Recreation Director

OR

  
Michelle Niven  
 Human Resources Manager

Prepared by      JB



CHICO AREA RECREATION AND PARK DISTRICT  
 545 Vallombrosa Ave. Chico, CA 95926 (530) 895-4711  
 August 26, 2021

CHECK REGISTER      FUND 2490 FY 21/22


<u>Date</u>	<u>Ck. Num.</u>	<u>Payee</u>	<u>Amount</u>	<u>Account</u>
08/26/2021	075084	BANNER BANK	\$ 2,355.41	510000
08/26/2021	075085	MEDICAL EYE SERVICES	\$ 456.99	510000
08/26/2021	075086	CHICO U LOCK IT	\$ 310.00	520000
08/26/2021	075087	LASH'S GLASS	\$ 442.09	520000

Total of Register \$ 3,564.49

<hr/> Ann Willmann General Manager  OR  <hr/>	<table border="0"> <tr> <td style="padding-left: 20px;">Salary &amp; Benefits</td> <td style="text-align: right;">\$ 2,812.40</td> <td style="text-align: right;">Acct 510000</td> </tr> <tr> <td style="padding-left: 20px;">Service &amp; Supply</td> <td style="text-align: right;">\$ 752.09</td> <td style="text-align: right;">Acct 520000</td> </tr> <tr> <td style="padding-left: 20px;">Cont. to Other Agencies</td> <td style="text-align: right;">\$ -</td> <td style="text-align: right;">Acct 557000</td> </tr> <tr> <td style="padding-left: 20px;">Principal Repayment</td> <td style="text-align: right;">\$ -</td> <td style="text-align: right;">Acct 552000</td> </tr> <tr> <td style="padding-left: 20px;">Interest Expense</td> <td style="text-align: right;">\$ -</td> <td style="text-align: right;">Acct 553000</td> </tr> <tr> <td style="padding-left: 20px;">Fixed Asset</td> <td style="text-align: right;">\$ -</td> <td style="text-align: right;">Acct 560000</td> </tr> <tr> <td style="padding-left: 20px;"><b>Total</b></td> <td style="text-align: right;"><u><u>\$ 3,564.49</u></u></td> <td></td> </tr> </table>	Salary & Benefits	\$ 2,812.40	Acct 510000	Service & Supply	\$ 752.09	Acct 520000	Cont. to Other Agencies	\$ -	Acct 557000	Principal Repayment	\$ -	Acct 552000	Interest Expense	\$ -	Acct 553000	Fixed Asset	\$ -	Acct 560000	<b>Total</b>	<u><u>\$ 3,564.49</u></u>	
Salary & Benefits	\$ 2,812.40	Acct 510000																				
Service & Supply	\$ 752.09	Acct 520000																				
Cont. to Other Agencies	\$ -	Acct 557000																				
Principal Repayment	\$ -	Acct 552000																				
Interest Expense	\$ -	Acct 553000																				
Fixed Asset	\$ -	Acct 560000																				
<b>Total</b>	<u><u>\$ 3,564.49</u></u>																					

Parks & Recreation Director

OR

  
 Michelle Niven  
 Human Resources Manager

Prepared by      JB

CHICO AREA RECREATION AND PARK DISTRICT  
 545 Vallombrosa Ave. Chico, CA 95926 (530) 895-4711

~~September 1, 2021~~  
 August 31

CHECK REGISTER FUND 2490 FY 21/22

<u>Date</u>	<u>Ck. Num.</u>	<u>Payee</u>	<u>Amount</u>	<u>Account</u>
08/31/2021	075088	GRIFFIN NILSSON	\$ 283.93	510000
08/31/2021	075089	BOB MURRAY & ASSOCIATES	\$ 5,408.56	520000
08/31/2021	075090	BURKE, WILLIAMS & SORENSEN, LLP	\$ 780.00	520000
08/31/2021	075091	BUS-MAN'S HOLIDAY TOURS	\$ 450.00	520000
08/31/2021	075092	C&M AUTOMOTIVE	\$ 144.28	520000
08/31/2021	075093	COMCAST	\$ 219.43	520000
08/31/2021	075094	PAVILION FALLS PROPERTY OWNER'S	\$ 1,096.00	520000
08/31/2021	075095	VERIZON WIRELESS	\$ 2,587.51	520000
08/31/2021	075096	CRAIG FAITEL	\$ 845.00	560000

Total of Register


\$ 11,814.71

\_\_\_\_\_  
 Ann Willmann  
 General Manager  
  
 OR  
  
 \_\_\_\_\_

Salary & Benefits	\$ 283.93	Acct 510000
Service & Supply	\$ 10,685.78	Acct 520000
Cont. to Other Agencies	\$ -	Acct 557000
Principal Repayment	\$ -	Acct 552000
Interest Expense	\$ -	Acct 553000
Fixed Asset	\$ 845.00	Acct 560000
<b>Total</b>	<b>\$ 11,814.71</b>	

Parks & Recreation Director

OR

  
 Michelle Niven  
 Human Resources Manager

Prepared by JB

**CHICO AREA RECREATION AND PARK DISTRICT (CARD)  
545 Vallombrosa Ave. Chico, CA 95926 895-4711**

Payroll Check Register

August 2021

<b>PPE</b>	<b>Pay Date</b>	<b>Checks</b>	<b>Amount</b>
7/31/2021	8/5/2021	120204-120205	1,025.42
8/6/2021	8/13/2021	120206-120229	6,319.56
8/6/2021 ACH	8/13/2021	Direct Deposit	125,316.77
8/17/2021	8/17/2021	120235	3,516.02
7/31/2021	8/26/2021	120236-120237	380.08
7/31/2021 ACH	8/26/2021	Direct Deposit	466.42
8/20/2021	8/27/2021	120238-120267	6,996.39
8/20/2021 ACH	8/27/2021	Direct Deposit	121,073.81
<b>Total</b>			<b>265,094.47</b>

Approved by the Board of Directors

September 23, 2021

---

Tom Lando  
Board Chair

---

Ann Willmann  
General Manager

Agenda Item 11

**CHICO AREA RECREATION AND PARK DISTRICT (CARD)  
545 Vallombrosa Ave. Chico, CA 95926 895-4711**

Refund Check Register

August 2021

Service & Supply-Refund Checks

889.00

**TOTAL**

Check #'s

029150-029153

889.00

Active Network Credit Card Refunds 46,443.34

Approved by the Board of Directors

September 23, 2021

---

Tom Lando  
Board Chair

---

Ann Willmann  
General Manager

Agenda Item 11



**CHICO AREA RECREATION AND PARK DISTRICT (CARD)**  
**545 Vallombrosa Ave. Chico, CA 95926 895-4711**

Revenue

July 2021

**Net Revenue**

Rents	27,419.31
Reimbursements	222.00
Misc.	15.00
Fees	347,023.44
 Sub Total	 374,679.75
 Other Income	 -
Donations	3,677.36
 RDA Pass Through	 -
Sale of Surplus Assets	-
City of Chico Reimbursements	9,999.00
Baroni Park	-
Prop 12 Funding	-
Pro Rata Share	-
Grant Revenue	-
 Fund 2470 Trust Obligations	 1,820,211.00
 Fund 2480 Trust Obligations	 7,125.00
 Fund 2486 Chico Rotary/CARD	 -
 <b>TOTAL</b>	 <b>2,215,692.11</b>

Approved by the Board of Directors

September 23, 2021

---

Tom Lando  
Board Chair

---

Ann Willmann  
General Manager

Agenda Item 11

**CHICO AREA RECREATION AND PARK DISTRICT (CARD)  
545 Vallombrosa Ave. Chico, CA 95926 895-4711**

Previously submitted check #029168 dated September 15, 2021 in the amount of \$2,215,692.11

July 2021

**FUND 2490**

4530106	RDA Pass Through	-	-
4600001	Rent	27,419.31	
	Fees	347,023.44	374,442.75
4700001	Misc.	15.00	
	Rebates/Reimbursements	222.00	
	City of Chico Reimbursements	9,999.00	
	Baroni Park	-	
	Pro Rata Share	-	
	Other Income	-	
	Donations	3,677.36	
	Grant Revenue	-	13,913.36
	<b>FUND 2490 total</b>		<b>388,356.11</b>

**FUND 2470**      280 Trust Obligations      align="right">1,820,211.00

**FUND 2480**

280 Trust Obligations      align="right">7,125.00

**FUND 2483**

4616250 Prop 12 Grant Fund      align="right">-

**FUND 2486**

4700001 Chico Rotary/CARD      align="right">-

**Checks Total**

**2,215,692.11**



Michelle Niven  
HR Manager

VENDOR: 124000 BUTTE COUNTY TREASURER 09/15/2021 CHECK NO. 29168

VOUCHER NO.	INVOICE NO.	INVOICE DATE	INVOICE AMOUNT	AMOUNT PAID	DISCOUNT TAKEN	NET CHECK AMOUNT
105863	REV 07/21	09/15/2021	2,215,692.11			2,215,692.11

Check Total 2,215,692.11

CHECK NO. 29168  
 CHECK DATE 09/15/2021  
 VENDOR NO. 124000



CHECK NO. 029168

GOLDEN VALLEY BANK  
 190 COHASSET RD. STE. 170  
 CHICO, CA 95926  
 90-4427/1211

*Chico Area Recreation and Park District*  
 545 VALLOMBROSA AVENUE CHICO, CALIFORNIA 95926 (530) 895-4711

CHECK AMOUNT

Two million two hundred fifteen thousand six hundred ninety-two and 11/100

\$ 2,215,692.11

REFUND CHECK

AY BUTTE COUNTY TREASURER  
 O THE 25 COUNTY CENTER DR STE 120  
 ORDER OF OROVILLE CA 95965

VOID 6 MONTHS FROM DATE OF ISSUE

*Michelle Yeven*  
 AUTHORIZED SIGNATURE

MP

THE SECURITY FEATURES ON THIS DOCUMENT INCLUDE A MICRO-PRINT SIGNATURE LINE AND BLEED THROUGH MICR NUMBERING.

⑈029168⑈ ⑆12144272⑆ 0100043835⑈

VENDOR: 124000 BUTTE COUNTY TREASURER 09/15/2021 CHECK NO. 29168

VOUCHER NO.	INVOICE NO.	INVOICE DATE	INVOICE AMOUNT	AMOUNT PAID	DISCOUNT TAKEN	NET CHECK AMOUNT
105863	REV 07/21	09/15/2021	2,215,692.11			2,215,692.11

Check Total 2,215,692.11



COUNTY OF BUTTE  
AUDITORS CERTIFICATE AND TREASURER'S RECEIPT  
OROVILLE, CA 95965

RECEIVED FROM:                     CARD                      
CONTACT #:                     (530) 895-4711                    

ATR NUMBER:	
DEPT. ID #	RR
DATE:	9/15/2021
BAG #:	

DESCRIPTION	RCVBLE NUMBER:	FUND/CHARGE CODE	ACCOUNT CODE	PROJECT CODE	AMOUNT
CARD-Charges for Service (Rent, Concessions, Fees)		24900000	462005		\$ 374,442.75
CARD-Miscellaneous Revenue (Misc, Rebates, Other Income,		24900000	473000		\$ 13,913.36
CARD-Park Fees Trust Obligations		24800000	462000		\$ 7,125.00
CARD-Park Fees Trust Obligations		24700000	462000		\$ 1,820,211.00
CARD-Rotary Foundation Trust Miscellaneous Revenue		24860000	473000		\$ -

*Michelle Yuen*

CARD-HR Manager

Check #:	029168
Check Date:	09/15/21
Amount:	\$ 2,215,692.11

TOTAL	\$ 2,215,692.11
-------	-----------------

Special Notes:

APPROVED BY AUDITOR-CONTROLLER:	RECEIVED BY TREASURER:
------------------------------------	---------------------------



## Chico Area Recreation and Park District "Helping People Play"

Staff Report 21-37  
Agenda Item 7.1

# STAFF REPORT

**DATE:** September 23, 2021

**TO:** Board of Directors

**FROM:** Management

**SUBJECT:** District Update

### Afterschool Program

The afterschool program has been in session for 5 weeks, and we continue to navigate the changing landscape of Covid. Since the afterschool program is held on school grounds, we are required to follow State guidelines for schools. We are working closely with CUSD to ensure we are following these guidelines. This includes requiring all staff to be vaccinated or subject to weekly testing, masking while indoors, and following quarantine protocols when an exposure occurs. We are in the process of gathering vaccination verification for all afterschool program staff. Currently, 83% of our afterschool program staff are fully vaccinated. Beginning October 15, 2021, all unvaccinated staff will be subject to weekly testing at their school site. CUSD has graciously agreed to conduct the testing for CARD afterschool program staff.

### Environmental Effects on Programming and Operations

The recent effects of smoke and excessive heat have created the need to develop guidelines for program and service modifications. Using established guidelines from other agencies, as well as consulting government monitoring sites, we are working to establish guidelines and procedures to follow when there are issues regarding air quality or severe heat/humidity. These documents are being finalized and will be provided to the Board at the meeting.

### Masking Update

There have been recent changes to the masking requirements for indoor sports. Since we utilize CUSD facilities, we are required to abide by these masking mandates for youth sports. Because some adult programming also takes place in school facilities, we have implemented these requirements for all youth and adult sports. CARD is working to manage the increased exposure rates we are seeing with staff. This requires constant staffing changes and could result in program cancellation if we do not take necessary steps to protect our staff. This is a fluid situation, and we will continue to monitor the California Department of Public Health and Butte County Public Health for updates. In addition, we will work in coordination with CUSD to follow requirements established for school facilities.

**Capital Improvement Plan**

Staff is in the process of updating the Capital Improvement Plan (CIP) that was originally developed in 2016. Included in the plan will be previously identified projects, ADA upgrades, and future projects, including those identified in the updated District Master Plan. Staff will also be working to categorize and prioritize these projects in order to establish a timeline and financial needs for future planning. The goal is to review this document with the Board and the Facilities Committee in the near future.

**Current Projects**

The HVAC replacement and installation at the CARD Community Center is scheduled for September 29 through October 1. Programming will continue in areas unaffected by this project. The HVAC replacement at the Dorothy Johnson Center is in progress. The engineer is currently preparing the plans for installation. This project is anticipated to begin in winter or spring.

**Centennial Park**

We are days away from the start of the 60-day maintenance period. We continue to work with the contractor to address final punch list items that have been identified. The goal was to install a second climbing structure with the additional funding, but unfortunately due to further construction needs, we were not able to do that at this time. We will continue to work with Rotary to add additional features to the park in the near future. Expenses for this project are outlined below:

<b>Category/Vendor</b>	<b>Current Expenses</b>	<b>Remaining</b>	<b>Estimated Total Cost</b>
Schreder and Brandt: Contractor	\$1,555,885	\$127,671	\$1,683,556
Melton Design: Design/Construction Mgmt.	\$83,125	\$2,911	\$86,036
Utility Establishment	\$72,939	\$0	\$72,939
Landscape Supplies	\$59,377	\$0	\$59,377
ADA Upgrades	\$0	\$10,662	\$10,662
Inspections	\$7,145	\$0	\$7,145
Fencing for 60 Day Maintenance Period	\$2,524	\$0	\$2,524

Estimated total cost: \$1,922,239

Remaining available funds: \$27,761

There are still some anticipated incidental expenses. However, at this time, staff believes the remaining available funds will be sufficient to cover these expenses.

By \_\_\_\_\_  
Ann Willmann  
General Manager





**Chico Area Recreation and Park District "Helping People Play"**

**Staff Report 21-38  
Agenda Item 8.1**

# STAFF REPORT

**DATE: September 23, 2021**

**TO: Board of Directors**

**FROM: Anjie Goulding, Recreation Manager**

**SUBJECT: Addition of Full-Time Nature Center Coordinator Position**

**Discussion:**

In reviewing current programming at the Chico Creek Nature Center, as well as program growth opportunities, staff feels that the Chico Creek Nature Center would benefit by changing the current extended part-time coordinator position to a full-time position.

Prior to the pandemic, there was a full-time supervisor and part-time coordinator at the Nature Center. In May 2020, the supervisor at the Nature Center resigned and with the reduction in programming due to Covid, the position was filled with an extended part-time position.

At this time, due to the current workload and limitation on staff hours, the District is not able to increase program offerings at the Nature Center. By making this a full-time position, it will give staff the opportunity to expand current programs such as Nature School and Camp Chico Creek and allow the Nature Center to start offering field trips again, as well as new programs such as parent/toddler classes.

**Financial Impact:**

The total cost for the full-time Nature Center Coordinator position for the remainder of this fiscal year, with a start date of October 1, 2021, would be \$66,900. In reviewing the financial impact, it was determined that by changing the current extended part-time coordinator position to a full-time position and utilizing salary savings from a current vacant special events coordinator position, there would be no financial increase to the current budget; there would be an approximate savings of \$5,300.

Due to Covid, and the current reduction of special events, staff feels that there is not a need to fill the special events coordinator position this fiscal year. Rather, staff feels that the District would be better served by utilizing these funds for the full-time position at the Nature Center to expand program opportunities. Going forward, the goal would be for this position to be fully funded with the expansion and increase in programming.



**Recommendation:**

It is recommended that the Board of Directors authorize staff to change the current extended part-time Nature Center Coordinator position to a full-time Nature Center Coordinator position effective October 1, 2021.

By \_\_\_\_\_  
Anjie Goulding  
Recreation Manager