



CHICO AREA RECREATION AND PARK DISTRICT
545 VALLOMBROSA AVENUE, CHICO, CA 95926
Phone (530) 895-4711 Fax (530) 895-4721
Thursday, March 24, 2022 – 6:00 p.m.

*Posted Prior to 5:00 pm
Monday, March 12, 2022*

BOARD MEMBERS:

Michael McGinnis, Chair
Thomas Nickell, Vice Chair
Tom Lando
Michael Worley
Dave Donnan

CARD STAFF:

Annabel Grimm, General Manager
Heather Childs, Finance Manager
Anjie Goulding, Recreation Manager
Scott Schumann, Parks and Facilities Manager

GENERAL INFORMATION:

1. Agendas:
Agendas are available on our website at <https://www.chicorec.com/board-meetings>.
2. Agenda Items:
Agenda items are available for public inspection. Staff reports and supporting documentation are available on our website at <https://www.chicorec.com/board-meeting>.
3. Items Not Appearing On Posted Agenda:
This agenda was posted at least 72 hours in advance of this meeting. For each item not appearing on the posted agenda upon which the Board wishes to take action, it must make one of the following determinations:
 - a. Determine by a majority vote that an emergency exists as defined in Government Code 54956.5.
 - b. Determine by a two-thirds vote or by a unanimous vote if less than two-thirds of the Board is present, that the need to take action arose subsequent to the agenda being posted.
 - c. Determine that the item appeared on a posted agenda for a meeting occurring not more than five calendar days prior to this meeting, and the item was continued to this meeting.Notwithstanding the above, items may be added to the agenda for Board discussion only or to acknowledge receipt of correspondence or other information.
4. Consent Agenda: All items listed under the Consent Agenda are considered to be routine and will be enacted by one motion. Resolutions will be read by title only. There will be no separate discussion of these items unless members of the Board, or persons in the audience, request specific items to be removed from the Consent Agenda to the Regular Agenda for separate discussion, prior to the time the Board votes on the motion to adopt the Consent Agenda. If any item(s) are removed from the Consent Agenda, the item(s) will be considered at the beginning of the Regular Agenda.
5. Assistance for the Disabled: If you are disabled in any way and need accommodation to participate in the meeting, please contact the CARD Office at (530) 895-4711 at least 48 hours prior to the start of the meeting so the necessary arrangements can be made.
6. Identity of Speakers: Speakers are asked to state their names before speaking.



**REGULAR MEETING OF THE CHICO AREA
RECREATION AND PARK DISTRICT BOARD OF DIRECTORS
Thursday, March 24, 2022 – 6:00 p.m.**

*Posted Prior to 5:00 pm
Monday, March 12, 2022*

AGENDA

1.0 CALL TO ORDER

1.1 Roll Call

2.0 CORRESPONDENCE

There is no correspondence.

3.0 PUBLIC COMMENTS

NOTE: The Chico Area Recreation and Park District Board of Directors may take official action only on items included in the posted agenda for a specific scheduled meeting. Items addressed during the Public Comment section are generally matters not included on the agenda and therefore, the Board will not take action at this scheduled meeting. However, such items may be put on the agenda for a future meeting. The public shall have the opportunity to address items that are on the posted agenda.

4.0 PRESENTATIONS

4.1 Bocce Ball Courts (Staff Report 22-11) – *Information – Tom Tarman from Tarman Architectural Group will present the new Community Park bocce ball court design.*

5.0 CONSENT AGENDA

5.1 Minutes of the Regular Meeting of the Board of Directors of February 24, 2022
Action Requested – that the Board of Directors approve the minutes as submitted

5.2 Monthly Bills and Refund Register - *Action Requested – that the Board of Directors authorize payment of the monthly bills and approve the refund register*

5.3 Monthly Financial Report - *Action Requested – that the Board of Directors review and approve the Monthly Financial Report*

5.5 Resolution 22-4 - Establishing District-Based Elections, the Final Map for those Elections, and the Sequence for those Elections – *Action Requested – that the Board of Directors approve the Resolution establishing district-based elections, and the sequence for those elections approved at the February 24, 2022 Board of Directors meeting.*

6.0 REGULAR AGENDA

6.1 *Items Removed from the Consent Agenda*

7.0 UNFINISHED BUSINESS

- 7.1 Pickleball Tournament (Staff Report 22-12) – *Information – Staff joined by Mr. Rich Gitelson from the Pickleball Community, will provide an update on the pickleball tournament and other initiatives.*
- 7.2 DFJ HVAC Project (Staff Report 22-14) – *Action Requested – That Board of Directors authorize staff to proceed with the Dorothy F. Johnson HVAC project and approve a budget increase of \$150,000.*
- 7.3 Environmental Effects on Programming (Staff Report 22-15) – *Information – Guidelines for service modification related to smoke and excessive heat.*

8.0 NEW BUSINESS

- 8.1 Project Crew (Staff Report 22-13) - *Action Requested – That the Board of Directors authorize staff to begin the recruitment process to fill three (3) project crew positions.*

9.0 BOARD OF DIRECTORS' REPORTS/SPECIAL ASSIGNMENTS

- 9.1 Facilities Committee

10.0 DIRECTORS' COMMENTS

Opportunity for the Board to comment on items not listed on the agenda.

11.0 GENERAL MANAGER'S COMMENTS

- 11.1 General Manager's Update

12.0 STAFF COMMENTS

Opportunity for Staff to comment on items not listed on the agenda.

13.0 ADJOURNMENT

Adjourn to the next meeting of the Board of Directors of the Chico Area Recreation and Park District.



Chico Area Recreation and Park District “Helping People Play”

Staff Report 22-11
Agenda Item 4.1

STAFF REPORT

DATE: March 24, 2022
TO: Board of Directors
FROM: Scott Schumann, Parks and Facilities Manager
SUBJECT: Bocce Court Installation at Community Park Project Update

Discussion

On March 18, 2021, the Board approved the installation of 4 bocce ball courts at Community Park Board with an approved budget of \$492,750 (Construction: \$450,000 + Design: \$42,750). The preliminary design plan was approved at the August 26, 2021 board meeting, with final drawings and construction plans expected in November 2021.

Tarman Architectural Group was selected to design the project. Tom Tarman will provide the bocce court project design status, including current plans, renderings, possible materials, and related updates.

The staff has also worked with Brian Firth and Associates to design the irrigation adjustment outside the bocce court fence to cut and cap irrigation to the project's footprint. Plans to reduce the unplayable turf and replace associated irrigation rotors with drip irrigation and landscaping are in place. The subsequent landscaping exchanged for turf will conserve water usage in the District. Irrigation adjustment will begin in April, thus eliminating impacts for recreation programming at the park in March.

Costs for the irrigation adjustment and landscaping outside the courts were not included in the Tarman proposal and, therefore, not part of the approved budget. Once the final project design and cost estimate is received from Tarman, the budget implication will be presented to the board.

Feedback on the overall design plans, timeline, and materials is requested from the Board. Construction was expected to begin in April and be complete by August 15, 2022. However, delays with the design have put the project behind schedule.



**REGULAR MEETING OF THE CHICO AREA
RECREATION AND PARK DISTRICT BOARD OF DIRECTORS
545 VALLOMBROSA AVENUE, CHICO, CA 95926
(Draft)
MINUTES
February 24, 2022**

Board Members Present: Michael McGinnis, Chair
Tom Lando, Board Member
Dave Donnan, Board Member

Board Members Absent: Thomas Nickell, Vice Chair
Michael Worley, Board Member

Staff Members Present: Annabel Grimm, General Manager
Heather Childs, Finance Manager
Anjie Goulding, Recreation Manager
Scott Schumann, Parks and Facilities Manager

Legal Counsel Present: Jeff Carter, Attorney at Law

1.0 CALL TO ORDER

1.1 Roll Call

The meeting was called to order at 6:00 p.m., and roll call was taken as noted above.

2.0 CORRESPONDENCE

There is no correspondence.

3.0 PUBLIC COMMENTS

There were no comments.

4.0 PRESENTATIONS

There were no presentations.

5.0 CONSENT AGENDA

M/S/C/ (Directors Lando/Donnan) to amend the replacement vehicle amount on item 5.5 to \$75,000 given market conditions.

M/S/C/ (Directors Nickell/Lando) that the Board of Directors approves the consent agenda with amendment noted above.

The vote was as follows: Ayes carried

Ayes: Lando, McGinnis, Donnan

Noes: None

Abstain: None

Absent: Nickell, Worley

6.0 REGULAR AGENDA

No items were removed from the consent agenda.

7.0 UNFINISHED BUSINESS

General Manager Grimm reviewed Staff Report 22-40 with the Board and provided updates on Kite Day, Spring Jamboree, Prop 68 projects for the Oak Way play structure and Chapman Park, PV Pool renovation, Husa Ranch and Hartley Parks transfer from the City of Chico, and Bocce Court construction.

The Board requested that staff work on a capital plan for a new aquatic's facility.

8.0 NEW BUSINESS

8.1 Resolution Honoring Jennifer Marciales for Service to Chico Area Recreation and Park District

M/S/C/ (Directors Lando/McGinnis) that the Board of Directors adopts Resolution 22-3 honoring Administrative Manager Jennifer Marciales for her years of service.

The vote was as follows: Ayes carried

Ayes: Lando, McGinnis, Donnan

Noes: None

Abstain: None

Absent: Worley, Nickell

8.2 Amended Salary Schedules

M/S/C/ (Directors Lando/Donnan) that the Board of Directors approve the revised salary schedules.

The vote was as follows: Ayes carried

Ayes: Lando, McGinnis, Donnan

Noes: None

Abstain: None

Absent: Worley, Nickell

9.0 BOARD OF DIRECTORS' REPORTS/SPECIAL ASSIGNMENTS

9.1 Butte County Special Districts Association/LAFCo

There were no comments.

9.2 Facilities Committee

The committee met on February 10, 2022, and discussed the prioritization of projects for the next two fiscal years and projections for years three to five. The committee recommended the board approve the proposed Capital Improvement Plan.

10.0 DIRECTORS' COMMENTS

There were no comments.

11.0 GENERAL MANAGER'S COMMENTS

There were no comments.

12.0 STAFF COMMENTS

There were no comments.

13.0 ADJOURNMENT

There being no further business, the Regular Meeting of the Board of Directors was adjourned at 6:33 p.m. to the next meeting of the Board of Directors of the Chico Area Recreation and Park District.

CHICO AREA RECREATION AND PARK DISTRICT (CARD)
545 Vallombrosa Ave. Chico, CA 95926 895-4711

Accounts Payable Check Register

February 2022

Salary & Benefits	3,396.90
Service & Supply	128,787.92
Contributions to other Agency	-
Principal Repayment	-
Interest Expense	-
Fixed Assets	924.74
TOTAL	133,109.56

Check #'s 075641-075688

Approved by the Board of Directors

March 24, 2022

Michael McGinnis
Board Chair



Annabel Grimm
General Manager

CHICO AREA RECREATION AND PARK DISTRICT
545 Vallombrosa Ave. Chico, CA 95926 (530) 895-4711
March 8, 2022

CHECK REGISTER FUND 2490 FY 21/22

<u>Date</u>	<u>Ck. Num.</u>	<u>Payee</u>	<u>Amount</u>	<u>Account</u>
03/08/2022	075641	AFLAC	\$ 3,396.90	510000
03/08/2022	075642	APOLLO MUSIC & ARTS, LLC	\$ 332.50	520000
03/08/2022	075643	ARMED GUARD PRIVATE SECURITY INC	\$ 7,933.94	520000
03/08/2022	075644	BAY AREA DRIVING SCHOOL, INC.	\$ 168.00	520000
03/08/2022	075645	C&M AUTOMOTIVE	\$ 909.85	520000
03/08/2022	075646	CALIFORNIA WATER SERVICE	\$ 8,658.28	520000
03/08/2022	075647	CATHY'S SEWING MACHINE & VACUUM	\$ 87.90	520000
03/08/2022	075648	CED - CHICO	\$ 270.81	520000
03/08/2022	075649	CHICO AREA RECREATION & PARK DISTRICT	\$ 28,962.67	520000/5600000
03/08/2022	075650	CHICO AREA RECREATION & PARK DISTRICT	\$ 26,388.94	520000/5600000
03/08/2022	075651	CHICO FARM AND ORCHARD	\$ 240.78	520000
03/08/2022	075652	CHICO POWER EQUIPMENT INC	\$ 257.33	520000
03/08/2022	075653	CHICO PRINCESS PARTIES, LLC	\$ 1,365.00	520000
03/08/2022	075654	CINTAS	\$ 110.46	520000
03/08/2022	075655	CITY OF CHICO	\$ 9,631.59	520000
03/08/2022	075656	COLLIER HARDWARE	\$ 190.27	520000
03/08/2022	075657	DEPT. OF JUSTICE	\$ 1,236.00	520000
03/08/2022	075658	EWING IRRIGATION PRODUCTS, INC.	\$ 10,159.89	520000
03/08/2022	075659	FASTENAL COMPANY	\$ 7.15	520000
03/08/2022	075660	G2SOLUTIONS, INC	\$ 113.25	520000
03/08/2022	075661	HAYDEN FIRE PROTECTION	\$ 470.64	520000
03/08/2022	075662	HUNTERS SERVICES, INC.	\$ 431.00	520000
03/08/2022	075663	INDUSTRIAL POWER PRODUCTS	\$ 317.07	520000
03/08/2022	075664	J.C. NELSON SUPPLY CO	\$ 1,413.15	520000
03/08/2022	075665	JOHNNY ON THE SPOT PORTABLE TOILETS	\$ 495.80	520000
03/08/2022	075666	KEITH ROLLINS	\$ 759.20	520000
03/08/2022	075667	KELLY-MOORE PAINT CO, INC	\$ 252.53	520000
03/08/2022	075668	KINETICS ACADEMY OF DANCE	\$ 1,223.60	520000
03/08/2022	075669	LASH'S GLASS	\$ 252.25	520000
03/08/2022	075670	LIMEY TEES	\$ 207.31	520000
03/08/2022	075671	LOWE'S	\$ 40.67	520000
03/08/2022	075672	MAGOON SIGNS	\$ 456.46	520000
03/08/2022	075673	MEEKS BUILDING CENTER	\$ 657.87	520000
03/08/2022	075674	MISSION LINEN & UNIFORM	\$ 3,194.06	520000
03/08/2022	075675	NORCAL FOOD EQUIPMENT, INC.	\$ 439.89	520000
03/08/2022	075676	NORMAC INC.	\$ 110.75	520000
03/08/2022	075677	O'REILLY AUTOMOTIVE STORES, INC.	\$ 77.19	520000
03/08/2022	075678	PACE SUPPLY CORP.	\$ 365.57	520000
03/08/2022	075679	PACIFIC GAS AND ELECTRIC	\$ 19,509.67	520000
03/08/2022	075680	PAPE MACHINERY	\$ 312.63	520000
03/08/2022	075681	PAPE MACHINERY	\$ 99.96	520000
03/08/2022	075682	PAPE MACHINERY	\$ 82.28	520000
03/08/2022	075683	PAPE MACHINERY	\$ 32.77	520000
03/08/2022	075684	PAPE MACHINERY	\$ 491.41	520000
03/08/2022	075685	SHERWIN-WILLIAMS CO.	\$ 103.44	520000
03/08/2022	075686	SITEONE LANDSCAPE SUPPLY, LLC	\$ 261.06	520000
03/08/2022	075687	THRIFTY ROOTER	\$ 160.00	520000
03/08/2022	075688	TURF STAR INC.	\$ 469.82	520000

Total of Register \$ 133,109.56

Annabel Grimm
General Manager

OR


Michelle Niven
HR Manager

Salary & Benefits	\$ 3,396.90	Acct 510000
Service & Supply	\$ 128,787.92	Acct 520000
Cont. to Other Agencies	\$ -	Acct 557000
Principal Repayment	\$ -	Acct 552000
Interest Expense	\$ -	Acct 553000
Fixed Asset	\$ 924.74	Acct 560000
Total	\$ 133,109.56	

Prepared by JB

CHICO AREA RECREATION AND PARK DISTRICT (CARD)
545 Vallombrosa Ave. Chico, CA 95926 895-4711

Manual Accounts Payable Check Register

February 2022

Salary & Benefits	19,136.77
Salary & Benefits-ACH Payroll Tax Transfer	107,142.95
Salary & Benefits-ACH CalPERS	39,613.62
Service & Supply	58,396.09
Fixed Assets	5,808.40
Contingency to other Agency	-
Principal Repayment	-
Interest Expense	-
TOTAL	230,097.83

Check #'s 075532-075537
075589-075634

Approved by the Board of Directors

March 24, 2022

Michael McGinnis
Board Chair



Annabel Grimm
General Manager

Agenda Item 11

CHICO AREA RECREATION AND PARK DISTRICT
545 Vallombrosa Ave. Chico, CA 95926 (530) 895-4711
February 2, 2022

CHECK REGISTER FUND 2490 FY 21/22

<u>Date</u>	<u>Ck. Num.</u>	<u>Payee</u>	<u>Amount</u>	<u>Account</u>
02/02/2022	075532	CHICO U LOCK IT	\$ 310.00	520000
02/02/2022	075533	COMCAST	\$ 93.35	520000
02/02/2022	075534	ENTERPRISE-RECORD, MERCURY-REGISTER	\$ 48.23	520000
02/02/2022	075535	HAGUE TECH SOLUTIONS	\$ 800.00	520000
02/02/2022	075536	STEPHANIE PYLE	\$ 74.59	520000
02/02/2022	075537	VERIZON WIRELESS	\$ 2,479.40	520000

Total of Register

\$ 3,805.57


 Annabel Grimm
 General Manager

OR

Salary & Benefits	\$ -	Acct 510000
Service & Supply	\$ 3,805.57	Acct 520000
Cont. to Other Agencies	\$ -	Acct 557000
Principal Repayment	\$ -	Acct 552000
Interest Expense	\$ -	Acct 553000
Fixed Asset	\$ -	Acct 560000
Total	\$ 3,805.57	

 Michael McGinnis
 Board Member

OR



 Michelle Niven
 Human Resources Manager

Prepared by JB

CHICO AREA RECREATION AND PARK DISTRICT
545 Vallombrosa Ave. Chico, CA 95926 (530) 895-4711
February 10, 2022

CHECK REGISTER FUND 2490 FY 21/22

<u>Date</u>	<u>Ck. Num.</u>	<u>Payee</u>	<u>Amount</u>	<u>Account</u>
02/10/2022	075589	BROWN'S TOWING	\$ 65.00	520000
02/10/2022	075590	C&M AUTOMOTIVE	\$ 589.65	520000
02/10/2022	075591	CHAVAN & ASSOCIATES, LLP	\$ 9,210.00	520000
02/10/2022	075592	CHICO UNIFIED SCHOOL DISTRICT	\$ 538.46	520000
02/10/2022	075593	CLAIRE JOHNSTON	\$ 40.00	520000
02/10/2022	075594	COSTCO WHOLESALE MEMBERSHIP	\$ 180.00	520000
02/10/2022	075595	DEPT. OF JUSTICE	\$ 992.00	520000
02/10/2022	075596	EMPLOYMENT DEVELOPMENT DEPT	\$ 4,613.25	520000
02/10/2022	075597	HAYDEN FIRE PROTECTION	\$ 1,072.49	520000
02/10/2022	075598	HEATHER CHILDS	\$ 570.40	520000
02/10/2022	075599	TURF PLUS OF CHICO LLC	\$ 950.00	520000
02/10/2022	075600	MELTON DESIGN GROUP, INC.	\$ 1,058.40	560000

Total of Register

\$ 19,879.65


Annabel Grimm
 General Manager

OR

Salary & Benefits	\$ -	Acct 510000
Service & Supply	\$ 18,821.25	Acct 520000
Cont. to Other Agencies	\$ -	Acct 557000
Principal Repayment	\$ -	Acct 552000
Interest Expense	\$ -	Acct 553000
Fixed Asset	\$ 1,058.40	Acct 560000
Total	<u><u>\$ 19,879.65</u></u>	

Michael McGinnis
 Board Member

OR


Michelle Niven
 Human Resources Manager

Prepared by JB

CHICO AREA RECREATION AND PARK DISTRICT
545 Vallombrosa Ave. Chico, CA 95926 (530) 895-4711
February 15, 2022

CHECK REGISTER **FUND 2490 FY 21/22**

<u>Date</u>	<u>Ck. Num.</u>	<u>Payee</u>	<u>Amount</u>	<u>Account</u>
02/10/2022	075601	KAYLA WALDEN	\$ 40.00	520000
02/10/2022	075602	KHARMA OREBAUGH	\$ 40.00	520000
02/10/2022	075603	STEVE BUCK	\$ 40.00	520000

Total of Register

\$ 120.00


Annabel Grimm
 General Manager

OR

Salary & Benefits	\$ -	Acct 510000
Service & Supply	\$ 120.00	Acct 520000
Cont. to Other Agencies	\$ -	Acct 557000
Principal Repayment	\$ -	Acct 552000
Interest Expense	\$ -	Acct 553000
Fixed Asset	\$ -	Acct 560000
Total	<u><u>\$ 120.00</u></u>	

Michael McGinnis
 Board Member

OR


Michelle Niven
 Human Resources Manager

Prepared by JB

CHICO AREA RECREATION AND PARK DISTRICT
545 Vallombrosa Ave. Chico, CA 95926 (530) 895-4711
February 18, 2022

CHECK REGISTER **FUND 2490 FY 21/22**

<u>Date</u>	<u>Ck. Num.</u>	<u>Payee</u>	<u>Amount</u>	<u>Account</u>
02/18/2022	075604	ANTHEM BLUE CROSS	\$ 11,962.91	510000
02/18/2022	075605	HAGUE TECH SOLUTIONS	\$ 800.00	520000

Total of Register

\$ 12,762.91


 Annabel Grimm
 General Manager

OR

Salary & Benefits	\$ 11,962.91	Acct 510000
Service & Supply	\$ 800.00	Acct 520000
Cont. to Other Agencies	\$ -	Acct 557000
Principal Repayment	\$ -	Acct 552000
Interest Expense	\$ -	Acct 553000
Fixed Asset	\$ -	Acct 560000
Total	<u><u>\$ 12,762.91</u></u>	

 Michael McGinnis
 Board Member

OR



 Michelle Niven
 Human Resources Manager

Prepared by JB

CHICO AREA RECREATION AND PARK DISTRICT
545 Vallombrosa Ave. Chico, CA 95926 (530) 895-4711
February 22, 2022

CHECK REGISTER FUND 2490 FY 21/22

<u>Date</u>	<u>Ck. Num.</u>	<u>Payee</u>	<u>Amount</u>	<u>Account</u>
02/22/2022	075606	HUMANA INSURANCE CO	\$ 3,281.68	510000
02/22/2022	075607	ADVANCED ELECTRIC & SOUND	\$ 1,080.00	520000
02/22/2022	075608	AIRGAS USA, LLC	\$ 194.25	520000
02/22/2022	075609	AT&T	\$ 252.78	520000
02/22/2022	075610	BURKE, WILLIAMS & SORENSEN, LLP	\$ 227.50	520000
02/22/2022	075611	C&M AUTOMOTIVE	\$ 124.00	520000
02/22/2022	075612	CARTER LAW OFFICES	\$ 1,102.50	520000
02/22/2022	075613	COMCAST	\$ 917.12	520000
02/22/2022	075614	COMCAST	\$ 776.10	520000
02/22/2022	075615	ENLOE MEDICAL CENTER	\$ 651.00	520000
02/22/2022	075616	JOHNSON CONTROLS, INC.	\$ 5,224.63	520000
02/22/2022	075617	KRONOS SAASHR, INC	\$ 3,900.10	520000
02/22/2022	075618	LOCKSMITHING ENTERPRISES	\$ 1,121.85	520000
02/22/2022	075619	MJB WELDING SUPPLY	\$ 87.56	520000
02/22/2022	075620	NORTHGATE PETROLEUM COMPANY	\$ 190.66	520000
02/22/2022	075621	RAY MORGAN COMPANY	\$ 1,457.13	520000
02/22/2022	075622	WORK TRAINING CENTER	\$ 1,980.00	520000
02/22/2022	075623	SCHREDER & BRANDT INC	\$ 4,750.00	560000

Total of Register


\$ 27,318.86

Annabel Grimm
General Manager

Salary & Benefits	\$ 3,281.68	Acct 510000
Service & Supply	\$ 19,287.18	Acct 520000
Cont. to Other Agencies	\$ -	Acct 557000
Principal Repayment	\$ -	Acct 552000
Interest Expense	\$ -	Acct 553000
Fixed Asset	\$ 4,750.00	Acct 560000
Total	\$ 27,318.86	

Michael McGinnis
Board Member

OR


Michelle Niven
Human Resources Manager

Prepared by JB

CHICO AREA RECREATION AND PARK DISTRICT
545 Vallombrosa Ave. Chico, CA 95926 (530) 895-4711
February 25, 2022

CHECK REGISTER **FUND 2490 FY 21/22**

<u>Date</u>	<u>Ck. Num.</u>	<u>Payee</u>	<u>Amount</u>	<u>Account</u>
02/25/2022	075624	CA STATE DISBURSEMENT UNIT	\$ 115.35	510000
02/25/2022	075625	IUOE LOCAL 39	\$ 705.36	510000
02/25/2022	075626	SEIU LOCAL 1021	\$ 3,071.47	510000
02/25/2022	075627	ADVANCED ELECTRIC & SOUND	\$ 3,403.00	520000
02/25/2022	075628	AWARDS CO.	\$ 75.08	520000
02/25/2022	075629	HAGUE TECH SOLUTIONS	\$ 1,200.00	520000
02/25/2022	075630	MOST DEPENDABLE FOUNTAINS, INC.	\$ 5,019.50	520000
02/25/2022	075631	NORTHSTAR	\$ 315.00	520000

Total of Register

\$ 13,904.76

Annabel Grimm
General Manager

OR

Salary & Benefits	\$ 3,892.18	Acct 510000
Service & Supply	\$ 10,012.58	Acct 520000
Cont. to Other Agencies	\$ -	Acct 557000
Principal Repayment	\$ -	Acct 552000
Interest Expense	\$ -	Acct 553000
Fixed Asset	\$ -	Acct 560000
Total	\$ 13,904.76	

Michael McGinnis
Board Member

OR

Michelle Niven
Michelle Niven
Human Resources Manager

Prepared by JB

CHICO AREA RECREATION AND PARK DISTRICT
545 Vallombrosa Ave. Chico, CA 95926 (530) 895-4711
February 28, 2022

CHECK REGISTER FUND 2490 FY 21/22

<u>Date</u>	<u>Ck. Num.</u>	<u>Payee</u>	<u>Amount</u>	<u>Account</u>
02/28/2022	075632	CHICO UNIFIED SCHOOL DISTRICT	\$ 2,580.08	520000
02/28/2022	075633	MEEKS BUILDING CENTER	\$ 280.68	520000
02/28/2022	075634	VERIZON WIRELESS	\$ 2,688.75	520000

Total of Register

\$ 5,549.51

Annabel Grimm
 General Manager

OR

Salary & Benefits	\$ -	Acct 510000
Service & Supply	\$ 5,549.51	Acct 520000
Cont. to Other Agencies	\$ -	Acct 557000
Principal Repayment	\$ -	Acct 552000
Interest Expense	\$ -	Acct 553000
Fixed Asset	\$ -	Acct 560000
Total	\$ 5,549.51	

Michael McGinnis
 Board Member

OR


Michelle Niven
 Human Resources Manager

Prepared by JB

CHICO AREA RECREATION AND PARK DISTRICT (CARD)
545 Vallombrosa Ave. Chico, CA 95926 895-4711

Payroll Check Register


February 2022

PPE	Pay Date	Checks	Amount
2/4/2022 ACH	2/11/2022	Direct Deposit	139,424.27
2/4/2022	2/11/2022	120506-120533	9,798.59
2/14/2022	2/11/2022	120534-120538	888.82
2/17/2022	2/17/2022	120539-120552	3,060.96
1/31/2022 ACH	2/24/2022	Direct Deposit	757.54
1/31/2022	2/24/2022	120553	91.25
2/18/2022	2/25/2022	120554-120585	10,419.20
2/18/2022 ACH	2/25/2022	Direct Deposit	137,015.49
Total			301,456.12

Approved by the Board of Directors

March 24, 2022

Michael McGinnis
Board Chair



Annabel Grimm
General Manager

Agenda Item 11

CHICO AREA RECREATION AND PARK DISTRICT (CARD)
545 Vallombrosa Ave. Chico, CA 95926 895-4711

Refund Check Register

February 2022

Service & Supply-Refund Checks

815.00

TOTAL

Check #'s

029199-029204


815.00

Active Network Credit Card Refunds 16,756.85

Approved by the Board of Directors

March 24, 2022

Michael McGinnis
Board Chair



Annabel Grimm
General Manager

Agenda Item 11

CHICO AREA RECREATION AND PARK DISTRICT (CARD)
545 Vallombrosa Ave. Chico, CA 95926 895-4711

Revenue

January 2022

Net Revenue

Rents	9,852.07
Reimbursements	1,814.95
Misc.	-
Fees	326,995.14
Sub Total	338,662.16
Other Income	-
Donations	3,816.36
RDA Pass Through	-
Sale of Surplus Assets	-
City of Chico Reimbursements	-
Baroni Park	-
Prop 12 Funding	-
Pro Rata Share	-
Grant Revenue	-
Fund 2470 Trust Obligations	1,484,895.80
Fund 2480 Trust Obligations	14,250.00
Fund 2486 Chico Rotary/CARD	-
TOTAL	1,841,624.32

Approved by the Board of Directors

March 24, 2022

Michael McGinnis
Board Chair



Annabel Grimm
General Manager

Agenda Item 11

**CHICO AREA RECREATION AND PARK DISTRICT (CARD)
545 Vallombrosa Ave. Chico, CA 95926 895-4711**

Previously submitted check #029205 dated March 9, 2022 in the amount of \$1,841,624.32

January 2022

FUND 2490				
	4530106	RDA Pass Through	-	-
	4600001	Rent	9,852.07	
		Fees	326,995.14	336,847.21
	4700001	Misc.	-	
		Rebates/Reimbursements	1,814.95	
		City of Chico Reimbursements	-	
		Baroni Park	-	
		Pro Rata Share	-	
		Other Income	-	
		Donations	3,816.36	
		Grant Revenue	-	5,631.31
		FUND 2490 total		342,478.52
FUND 2470	280	Trust Obligations	1,484,895.80	
FUND 2480				
	280	Trust Obligations	14,250.00	
FUND 2483				
	4616250	Prop 12 Grant Fund	-	
FUND 2486				
	4700001	Chico Rotary/CARD	-	
Checks Total				1,841,624.32



Michelle Niven
HR Manager

VENDOR:	124000	BUTTE COUNTY TREASURER	03/08/2022	CHECK NO.	29205	
VOUCHER NO.	INVOICE NO.	INVOICE DATE	INVOICE AMOUNT	AMOUNT PAID	DISCOUNT TAKEN	NET CHECK AMOUNT
106687	REV 01/22	03/08/2022	1,841,624.32			1,841,624.32

Check Total 1,841,624.32

CHECK NO. 29205
 CHECK DATE 03/08/2022
 VENDOR NO. 124000



CHECK NO. 029205

GOLDEN VALLEY BANK
 190 COHASSET RD. STE. 170
 CHICO, CA 95926
 90-4427/1211

Chico Area Recreation and Park District
 545 VALLOMBROSA AVENUE CHICO, CALIFORNIA 95926 (530) 895-4711

One million eight hundred forty-one thousand six hundred twenty-four and

CHECK AMOUNT

\$ 1,841,624.32

REFUND CHECK

AY BUTTE COUNTY TREASURER
 O THE 25 COUNTY CENTER DR STE 120
 RDER OF OROVILLE CA 95965

VOID 6 MONTHS FROM DATE OF ISSUE

Michelle Neuen
 AUTHORIZED SIGNATURE

MP

THE SECURITY FEATURES ON THIS DOCUMENT INCLUDE A MICRO-PRINT SIGNATURE LINE AND BLEED THROUGH MICR NUMBERING.

⑈029205⑈ ⑆121144272⑆ 0100043835⑈

VENDOR:	124000	BUTTE COUNTY TREASURER	03/08/2022	CHECK NO.	29205	
VOUCHER NO.	INVOICE NO.	INVOICE DATE	INVOICE AMOUNT	AMOUNT PAID	DISCOUNT TAKEN	NET CHECK AMOUNT
106687	REV 01/22	03/08/2022	1,841,624.32			1,841,624.32

Check Total 1,841,624.32

COUNTY OF BUTTE
AUDITORS CERTIFICATE AND TREASURER'S RECEIPT
OROVILLE, CA 95965

RECEIVED FROM: CARD
CONTACT #: (530) 895-4711

ATR NUMBER:	
DEPT. ID #	RR
DATE:	3/8/2022
BAG #:	

DESCRIPTION	RCVBLE NUMBER:	FUND/ CHARGE CODE	ACCOUNT CODE	PROJECT CODE	AMOUNT
CARD-Charges for Service (Rent, Concessions, Fees)		24900000	462005		\$ 336,847.21
CARD-Miscellaneous Revenue (Misc, Rebates, Other Income,		24900000	473000		\$ 5,631.31
CARD-Park Fees Trust Obligations		24800000	462000		\$ 14,250.00
CARD-Park Fees Trust Obligations		24700000	462000		\$ 1,484,895.80
CARD-Rotary Foundation Trust Miscellaneous Revenue		24860000	473000		\$ -

Michelle Haven

CARD-HR Manager

Check #:	029205
Check Date:	03/08/22
Amount:	\$ 1,841,624.32

TOTAL	\$ 1,841,624.32
-------	-----------------

Special Notes:

APPROVED BY AUDITOR-CONTROLLER:	RECEIVED BY TREASURER:
------------------------------------	---------------------------

CHICO AREA RECREATION AND PARK DISTRICT
PROGRAM SUMMARY 2020-2021

FEBRUARY 2022

Month 8 and 67% of the Year

DESCRIPTION	2021-2022 Budget	February 2022	2021-2022 YTD	2021-2022 % of Budget	Remaining Budget	2020-2021 Budget	February 2021	2020-2021 YTD	2020-2021 % of Budget	Difference by Year
<u>AFTERSCHOOL</u>										
INCOME	1,593,933.00	183,016.61	1,142,239.39	72%	451,693.61	2,800,642.00	248,168.82	998,084.51	36%	144,154.88
INCOME	-	-	-	0%	-	-	-	-	0%	-
PROGRAM SUPPLIES	(34,500.00)	(3,618.03)	(13,433.76)	39%	(21,066.24)	(94,991.00)	(22.46)	(4,751.48)	5%	(8,682.28)
CONTRACT SERVICES	-	-	-	0%	-	(2,000.00)	-	-	0%	-
PART-TIME WAGES	(926,758.50)	(111,517.13)	(572,823.27)	62%	(353,935.23)	(1,519,984.00)	(74,030.22)	(386,830.64)	25%	(185,992.63)
TOTAL AFTERSCHOOL	632,674.50	67,881.45	555,982.36	88%	76,692.14	1,183,667.00	174,116.14	606,502.39	51%	(50,520.03)
<u>CAMPS</u>										
INCOME	266,690.00	1,250.00	237,826.37	89%	28,863.63	309,205.00	475.00	159,471.49	52%	78,354.88
PROGRAM SUPPLIES	(16,970.00)	-	(3,691.11)	22%	(13,278.89)	(14,410.00)	-	(2,986.74)	21%	(704.37)
PROGRAM TRANSPORTATION	(2,570.00)	-	-	0%	(2,570.00)	(3,300.00)	-	-	0%	-
CONTRACT SERVICES	(41,025.00)	(1,104.60)	(58,482.13)	143%	17,457.13	(53,000.00)	-	(26,370.25)	50%	(32,111.88)
PART-TIME WAGES	(118,939.00)	-	(76,654.24)	64%	(42,284.76)	(103,373.00)	-	(64,693.03)	63%	(11,961.21)
INSTRUCTOR WAGES	(8,000.00)	-	-	0%	(8,000.00)	(18,200.00)	-	(1,248.00)	7%	1,248.00
TOTAL CAMPS	79,186.00	145.40	98,998.89	125%	(19,812.89)	116,922.00	475.00	64,173.47	55%	34,825.42
<u>AQUATICS</u>										
INCOME	171,409.00	-	80,235.21	47%	91,173.79	150,487.00	5,488.00	111,371.61	74%	(31,136.40)
PROGRAM SUPPLIES	(5,650.00)	-	(890.30)	16%	(4,759.70)	(4,850.00)	-	(216.68)	4%	(673.62)
CLOTHING	-	-	-	0%	-	-	-	-	0%	-
CONTRACT SERVICES	-	-	-	0%	-	-	-	-	0%	-
INSTRUCTOR WAGES	-	-	-	0%	-	(6,780.00)	-	-	0%	-
PART-TIME WAGES	(124,912.00)	-	(54,380.57)	44%	(70,531.43)	(128,660.00)	-	(76,144.02)	59%	21,763.45
TOTAL AQUATICS	40,847.00	-	24,964.34	61%	15,882.66	10,197.00	5,488.00	35,010.91	343%	(10,046.57)
<u>CLASSES</u>										
INCOME	114,003.00	15,871.71	88,045.48	77%	25,957.52	98,625.00	3,793.25	21,989.26	22%	66,056.22
ADVERTISING	-	-	-	0%	-	-	-	-	0%	-
PROGRAM SUPPLIES	(4,500.00)	67.52	(1,736.93)	39%	(2,763.07)	(1,975.00)	(68.47)	(244.00)	12%	(1,492.93)
CLOTHING	-	-	-	0%	-	-	-	-	0%	-
CONTRACT SERVICES	(18,000.00)	(3,143.30)	(8,959.90)	50%	(9,040.10)	(19,875.00)	-	(533.40)	3%	(8,426.50)
PART-TIME WAGES	(17,541.00)	(3,380.25)	(16,795.50)	96%	(745.50)	-	-	-	0%	(16,795.50)
INSTRUCTOR WAGES	(34,800.00)	(5,054.90)	(27,645.95)	79%	(7,154.05)	(38,525.00)	(2,258.90)	(11,473.35)	30%	(16,172.60)
TOTAL CLASSES	39,162.00	4,360.78	32,907.20	84%	6,254.80	38,250.00	1,465.88	9,738.51	25%	23,168.69
<u>ADULT SPORTS</u>										
INCOME	233,995.00	4,011.69	108,223.23	46%	125,771.77	215,719.00	-	(17,963.79)	-8%	126,187.02
PROGRAM SUPPLIES	(16,725.00)	(2,810.86)	(8,544.74)	51%	(8,180.26)	(16,850.00)	-	(196.91)	1%	(8,347.83)
PROGRAM TRANSPORTATION	-	-	-	0%	-	-	-	-	0%	-
CLOTHING	-	-	-	0%	-	-	-	-	0%	-
CONTRACT SERVICES	-	-	-	0%	-	-	-	-	0%	-
PART-TIME WAGES	(39,853.00)	(1,077.39)	(17,990.65)	45%	(21,862.35)	(37,329.00)	-	-	0%	(17,990.65)
OFFICIALS WAGES	(59,472.00)	(1,579.00)	(28,732.90)	48%	(30,739.10)	(79,115.00)	-	-	0%	(28,732.90)
TOTAL ADULT SPORTS	117,945.00	(1,455.56)	52,954.94	45%	64,990.06	82,425.00	-	(18,160.70)	-22%	71,115.64

CHICO AREA RECREATION AND PARK DISTRICT
PROGRAM SUMMARY 2020-2021
FEBRUARY 2022
Month 8 and 67% of the Year

DESCRIPTION	2021-2022 Budget	February 2022	2021-2022 YTD	2021-2022 % of Budget	Remaining Budget	2020-2021 Budget	February 2021	2020-2021 YTD	2020-2021 % of Budget	Difference by Year
YOUTH SPORTS										
INCOME	245,591.00	14,378.89	160,442.63	65%	85,148.37	235,000.00	6,820.21	70,307.65	30%	90,134.98
PROGRAM SUPPLIES	(30,830.00)	(1,153.87)	(17,761.95)	58%	(13,068.05)	(34,600.00)	-	(2,533.24)	7%	(15,228.71)
PROGRAM TRANSPORTATION	-	-	-	0%	-	-	-	-	0%	-
CLOTHING	-	-	-	0%	-	-	-	-	0%	-
CONTRACT SERVICES	-	-	(597.80)	0%	597.80	-	-	-	0%	(597.80)
PART-TIME WAGES	(128,295.00)	(6,874.18)	(64,493.81)	50%	(63,801.19)	(130,650.00)	(1,632.50)	(33,331.47)	26%	(31,162.34)
OFFICIALS WAGES	-	-	-	0%	-	-	-	-	0%	-
TOTAL YOUTH SPORTS	86,466.00	6,350.84	77,589.07	90%	8,876.93	69,750.00	5,187.71	34,442.94	49%	43,146.13
SENIOR PROGRAMS										
INCOME	36,000.00	2,429.00	39,173.33	109%	(3,173.33)	38,500.00	2,440.00	17,677.00	46%	21,496.33
PROGRAM SUPPLIES	(450.00)	-	(1,740.99)	387%	1,290.99	(2,950.00)	-	-	0%	(1,740.99)
PROGRAM TRANSPORTATION	-	-	-	0%	-	-	-	-	0%	-
CONTRACT SERVICES	(4,000.00)	(2,158.80)	(6,660.40)	167%	2,660.40	(13,500.00)	-	-	0%	(6,660.40)
PART-TIME WAGES	-	-	-	0%	-	(1,200.00)	-	-	0%	-
INSTRUCTOR WAGES	(18,000.00)	(1,269.10)	(10,201.60)	57%	(7,798.40)	(14,500.00)	(1,551.20)	(10,770.90)	74%	569.30
TOTAL SENIOR PROGRAMS	13,550.00	(998.90)	20,570.34	152%	(7,020.34)	6,350.00	888.80	6,906.10	109%	13,664.24
SPECIAL EVENTS										
INCOME	6,900.00	-	-	0%	6,900.00	7,350.00	-	-	0%	-
PROGRAM SUPPLIES	(6,000.00)	(6.40)	(6.40)	0%	(5,993.60)	(5,850.00)	-	-	0%	(6.40)
MILEAGE	-	-	-	0%	-	-	-	-	0%	-
CONTRACT SERVICES	(2,900.00)	-	-	0%	(2,900.00)	(3,000.00)	-	-	0%	-
PART-TIME WAGES	(22,716.00)	-	-	0%	(22,716.00)	-	-	-	0%	-
TOTAL SPECIAL EVENTS	(24,716.00)	(6.40)	(6.40)	0%	(24,709.60)	(1,500.00)	-	-	0%	(6.40)
NATURE CENTER										
INCOME	188,560.00	7,606.75	115,468.92	61%	73,091.08	163,960.00	4,614.00	109,849.72	67%	5,619.20
FACILITY RENTALS	-	-	-	0%	-	-	-	-	0%	-
FUNDRAISING (DONATIONS)	-	60.00	3,306.00	0%	(3,306.00)	1,000.00	1,545.00	8,425.64	843%	(5,119.64)
GRANT FUNDING	-	-	-	0%	-	-	-	-	0%	-
ENDOWMENT	10,000.00	-	8,146.08	81%	1,853.92	10,000.00	-	2,594.82	26%	5,551.26
FULL-TIME WAGES	-	-	-	0%	-	-	-	-	0%	-
PART-TIME WAGES	(118,652.00)	(6,389.50)	(66,304.37)	56%	(52,347.63)	(98,763.00)	(4,713.62)	(67,344.29)	68%	1,039.92
PART-TIME ADMIN WAGES	-	-	-	0%	-	(36,000.00)	-	-	0%	-
FICA	-	-	-	0%	-	-	-	-	0%	-
RETIREMENT	-	-	-	0%	-	-	-	-	0%	-
MEDICAL	-	-	-	0%	-	-	-	-	0%	-
WC INSURANCE	-	-	-	0%	-	-	-	-	0%	-
CLOTHING	-	-	-	0%	-	-	-	-	0%	-
PROGRAM TRANSPORTATION	(900.00)	-	-	0%	(900.00)	-	-	-	0%	-
STAFF TRAINING	-	-	-	0%	-	-	-	-	0%	-
ADVERTISING	-	-	-	0%	-	-	-	-	0%	-
COPYING	-	-	-	0%	-	-	-	-	0%	-
EQUIPMENT/SOFTWARE	-	-	-	0%	-	-	-	-	0%	-
CONTRACT SERVICES	(3,400.00)	-	(934.44)	27%	(2,465.56)	-	(175.24)	(1,079.55)	0%	145.11
PROGRAM SUPPLIES	(13,855.00)	(2,529.88)	(7,915.64)	57%	(5,939.36)	(29,920.00)	-	(2,369.02)	8%	(5,546.62)
MILEAGE	-	-	-	0%	-	-	-	-	0%	-
RENT	-	-	-	0%	-	-	-	-	0%	-
PROPERTY & LIABILITY INSURANCE	-	-	-	0%	-	-	-	-	0%	-
TOTAL NATURE CENTER	61,753.00	(1,252.63)	51,766.55	84%	9,986.45	10,277.00	1,270.14	50,077.32	487%	1,689.23

CHICO AREA RECREATION AND PARK DISTRICT
PROGRAM SUMMARY 2020-2021
FEBRUARY 2022
Month 8 and 67% of the Year

DESCRIPTION	2021-2022 Budget	February 2022	2021-2022 YTD	2021-2022 % of Budget	Remaining Budget	2020-2021 Budget	February 2021	2020-2021 YTD	2020-2021 % of Budget	Difference by Year
<u>FACILITY RENTAL</u>										
INCOME	344,650.00	18,355.07	207,104.43	60%	137,545.57	222,250.00	6,601.52	39,810.66	18%	167,293.77
PROGRAM SUPPLIES	(5,750.00)	(366.32)	(1,528.69)	27%	(4,221.31)	(5,500.00)	-	-	0%	(1,528.69)
CONTRACT SERVICES	(6,800.00)	-	(481.53)	7%	(6,318.47)	(5,750.00)	-	-	0%	(481.53)
PART-TIME WAGES	(91,200.00)	(5,097.58)	(42,355.22)	46%	(48,844.78)	(24,000.00)	(150.50)	(659.90)	3%	(41,695.32)
TOTAL FACILITY RENTAL	240,900.00	12,891.17	162,738.99	68%	78,161.01	187,000.00	6,451.02	39,150.76	21%	123,588.23
<u>RECREATION - MISC. & ADMIN</u>										
INCOME	(25,000.00)	249.89	(2,658.38)	11%	(22,341.62)	(7,500.00)	226.84	(1,995.27)	27%	(663.11)
PUBLICATIONS/LEGAL NOTICES	(22,000.00)	(1,634.04)	(4,464.44)	20%	(17,535.56)	(22,000.00)	-	(301.99)	1%	(4,162.45)
CONFERENCES	-	-	-	0%	-	-	-	-	0%	-
MILEAGE	-	-	-	0%	-	-	-	-	0%	-
OFFICE SUPPLIES	-	192.80	-	0%	-	-	-	-	0%	-
CLOTHING	-	-	-	0%	-	-	-	-	0%	-
ACL/OVERTIME	(10,000.00)	-	-	0%	(10,000.00)	(10,000.00)	-	-	0%	-
PART-TIME ADMIN WAGES	(212,287.00)	-	-	0%	(212,287.00)	-	-	-	0%	-
PART-TIME WAGES	-	(6,948.02)	(73,087.98)	0%	73,087.98	-	(3,264.30)	(27,661.73)	0%	(45,426.25)
FULL TIME WAGES	(607,000.00)	(43,354.89)	(337,294.57)	56%	(269,705.43)	(580,000.00)	(40,950.01)	(339,069.94)	58%	1,775.37
TOTAL RECREATION - MISC. & ADMIN	(876,287.00)	(51,494.26)	(417,505.37)	48%	(458,781.63)	(619,500.00)	(43,987.47)	(369,028.93)	60%	(48,476.44)
TOTAL PROGRAM SUMMARY	411,480.50	36,421.89	660,960.91	161%	(249,480.41)	1,083,838.00	151,355.22	458,812.77	42%	202,148.14



FINANCIAL STATEMENTS

FISCAL YEAR 2021/2022

FEBRUARY 2022

**CHICO AREA RECREATION AND PARK DISTRICT
FINANCIAL STATEMENTS - TABLE OF CONTENTS
FEBRUARY 2022**

SUMMARY - ALL FUNDS

BALANCE SHEET	3
EXECUTIVE SUMMARY	4

GENERAL FUND - FUND 2490

BALANCE SHEET	5
EXECUTIVE SUMMARY	8
REVENUE SUMMARY	9
SALARIES AND BENEFITS SUMMARY	10
SERVICES AND SUPPLY EXPENSE SUMMARY	11

NOTE: This completes 8 months of the fiscal year and represents 67% of the year.

CHICO AREA RECREATION AND PARK DISTRICT
 BALANCE SHEET SUMMARY - ALL FUNDS
 FEBRUARY 2022



	GENERAL FUND	ROTARY FUND	COMMUNITY PARK FEES	PARK IMPACT FUND	OAK WAY PARK	PETERSON PARK	BARONI PARK	MEMORANDUM TOTALS ONLY
ASSETS								
CASH	9,809,476	16,535	4,068,175	366,109	12,979	23,788	129,731	14,426,792
FMV ADJUSTMENT (GENERAL FUND)	-	-	-	-	-	-	-	-
RECEIVABLES	571,829	-	-	33,250	-	-	-	-
DUE FROM OTHER FUNDS	179,787	-	1,484,896	-	-	-	-	1,664,683
TOTAL CURRENT ASSETS	10,561,093	16,535	5,553,070	399,359	12,979	23,788	129,731	16,696,554
PREPAID EXPENSES	-	-	-	-	-	-	-	-
FIXED ASSETS	41,744,537	-	-	-	-	-	-	41,744,537
ACCUMULATED DEPRECIATION	(15,708,362)	-	-	-	-	-	-	(15,708,362)
SUBTOTAL	26,036,174	-	-	-	-	-	-	26,036,174
TOTAL ASSETS	36,597,267	16,535	5,553,070	399,359	12,979	23,788	129,731	42,732,728
TOTAL DEFERRED OUTFLOWS OF RESOURCES - GASB 68	1,437,135	-	-	-	-	-	-	1,437,135
LIABILITIES								
ACCOUNTS PAYABLE	138,628	-	-	-	-	-	-	138,628
ACCRUED EXPENSES	(1,879)	-	-	-	-	-	-	(1,879)
DUE TO OTHER FUNDS	1,484,896	-	-	-	62,825	58,245	58,717	1,664,683
OTHER LIABILITIES	798,112	-	-	-	-	-	-	798,112
TOTAL CURRENT LIABILITIES	2,419,756	-	-	-	62,825	58,245	58,717	2,599,543
LONG-TERM DEBT								
NET PENSION LIABILITY	2,673,147	-	-	-	-	-	-	2,673,147
LIABILITY FOR COMPENSATED ABSENCES	230,883	-	-	-	-	-	-	230,883
SUBTOTAL	2,904,030	-	-	-	-	-	-	2,904,030
TOTAL LIABILITIES	5,323,786	-	-	-	62,825	58,245	58,717	5,503,573
TOTAL DEFERRED INFLOWS OF RESOURCES - GASB 68	387,623	-	-	-	-	-	-	387,623
FUND BALANCE								
RESTRICTED	-	-	2,243,609	352,184	-	-	78,579	2,674,372
SPENDABLE - COMMITTED	2,001,500	-	-	-	-	-	-	2,001,500
SPENDABLE - ASSIGNED	-	-	-	-	-	-	-	-
SPENDABLE - UNASSIGNED	4,487,723	16,535	-	-	-	-	-	4,504,257
NON-SPENDABLE	26,036,174	-	-	-	-	-	-	26,036,174
FUND BALANCE	32,525,397	16,535	2,243,609	352,184	-	-	78,579	35,216,303
TOTAL NET INCOME (LOSS)	(202,404)	-	3,309,461	47,175	(49,847)	(34,457)	(7,564)	3,062,364
TOTAL FUND BALANCE	32,322,993	16,535	5,553,070	399,359	(49,847)	(34,457)	71,014	38,278,667

CHICO AREA RECREATION AND PARK DISTRICT
SUMMARY - ALL FUNDS
FEBRUARY 2022



	GENERAL FUND	ROTARY FUND	COMMUNITY PARK FEES	PARK IMPACT FUND	OAK WAY PARK	PETERSON PARK	BARONI PARK	MEMORANDUM TOTALS ONLY
REVENUE								
FEE BASED PROGRAM INCOME	1,968,996	-	-	-	-	-	-	1,968,996
OTHER INCOME	282,167	-	-	-	-	-	-	282,167
RDA PASSTHROUGH	793,915	-	-	-	-	-	-	793,915
INVESTMENT INCOME	28,338	-	17,212	1,530	100	184	723	48,086
TAX INCOME / COUNTY	2,641,195	-	-	-	-	-	-	2,641,195
PARK IMPACT FEES	-	-	3,305,107	47,500	-	-	-	3,352,607
ASSESSMENTS	-	-	-	-	12,879	23,604	50,880	87,363
OPERATING TRANSFER IN	-	-	-	-	-	-	-	-
TOTAL REVENUE	5,714,611	-	3,322,318	49,030	12,979	23,788	51,603	9,174,328
EXPENSE								
SALARIES & BENEFITS	3,995,541	-	-	-	47,742	34,035	47,742	4,125,061
SERVICES & SUPPLIES	1,446,374	-	-	-	15,083	24,210	10,975	1,496,642
OPERATING TRANSFER OUT	-	-	-	-	-	-	-	-
CONTRIB. TO OTHER AGENCIES	-	-	-	-	-	-	-	-
CONTINGENCIES	-	-	-	-	-	-	-	-
NOTES PAYABLE / LEASE PYMTS	-	-	-	-	-	-	-	-
TOTAL EXPENSE	5,441,915	-	-	-	62,825	58,245	58,717	5,621,702
NET REVENUE BEFORE SPECIAL EXPENSE	272,696	-	3,322,318	49,030	(49,847)	(34,457)	(7,114)	3,552,626
SPECIALLY ALLOCATED ITEMS								
DEPRECIATION	-	-	-	-	-	-	-	-
FAIR MARKET VALUE ADJUSTMENT	40,543	95	12,857	1,855	-	-	450	55,800
TOTAL SPECIALLY ALLOCATED	40,543	95	12,857	1,855	-	-	450	55,800
REVENUE OVER (UNDER)	232,153	(95)	3,309,461	47,175	(49,847)	(34,457)	(7,564)	3,496,826

CAPITAL ASSETS AND REPAIR PROJECTS								
CAPITAL / REPAIR PROJECTS	444,556	-	-	-	-	-	-	444,556
CAPTIAL PROJECTS REIMBURSEMENT	9,999	-	-	-	-	-	-	9,999
NET CAPITAL PROJECTS	434,557	-	-	-	-	-	-	434,557

TOTAL REVENUE OVER (UNDER) EXPENDITURES	(202,404)	(95)	3,309,461	47,175	(49,847)	(34,457)	(7,564)	3,062,269
--	------------------	-------------	------------------	---------------	-----------------	-----------------	----------------	------------------

CHICO AREA RECREATION AND PARK DISTRICT
GENERAL FUND - FUND 2490
BALANCE SHEET
FEBRUARY 2022

	FEBRUARY 2022	FEBRUARY 2021	Increase (Decrease)	
			\$ Change	% Change
ASSETS				
CASH				
* CASH ON DEPOSIT WITH COUNTY (GENERAL FUND)	6,868,150.32	6,142,130.98	726,019.34	12%
CASH ON DEPOSIT WITH COUNTY (COMMUNITY BAND)	2,185.99	1,188.84	997.15	84%
CASH ON DEPOSIT WITH ROTARY FOUNDATION	500.96	500.96	-	0%
CASH - GOLDEN VALLEY BANK	1,995,449.06	2,881,846.85	(886,397.79)	-31%
PETTY CASH	800.00	800.00	-	0%
BANK SUSPENSE	942,389.80	(122,156.17)	1,064,545.97	-871%
SUBTOTAL	9,809,476.13	8,904,311.46	905,164.67	10%
FMV ADJUSTMENT (GENERAL FUND)	-	-	-	0%
RECEIVABLES				
ACCOUNTS RECEIVABLE	571,829.18	528,138.11	43,691.07	8%
A/R - ONLINE PAYMENT CLEARING	-	-	-	0%
A/R - IN HOUSE CREDIT CARDS	-	13,525.00	(13,525.00)	-100%
INTEREST RECEIVABLE (GENERAL FUND)	-	-	-	0%
RECEIVABLES	571,829.18	541,663.11	30,166.07	6%
DUE FROM OTHER FUNDS				
DUE TO GENERAL FUND FROM OTHER FUNDS	179,787.19	159,914.56	19,872.63	12%
TOTAL CURRENT ASSETS	10,561,092.50	9,605,889.13	955,203.37	10%
PREPAID PENSION CONTRIBUTION	-	-	-	#DIV/0!
PREPAID EXPENSES	-	-	-	0%
FIXED ASSETS				
LAND	11,634,790.52	11,634,790.52	-	0%
LAND IMPROVEMENTS	25,665,063.75	25,665,063.75	-	0%
LEASEHOLD IMPROVEMENTS	1,098,162.52	1,098,162.52	-	0%
EQUIPMENT	1,050,532.91	1,033,827.06	16,705.85	2%
EQUIPMENT - COMPUTERS	276,499.35	276,499.35	-	0%
EQUIPMENT - AUTOS	399,660.40	388,660.40	11,000.00	3%
CONSTRUCTION IN PROGRESS	1,619,827.08	45,713.36	1,574,113.72	3443%
SUBTOTAL	41,744,536.53	40,142,716.96	1,601,819.57	4%
ACCUMULATED DEPRECIATION	(15,708,362.18)	(14,871,584.88)	(836,777.30)	6%
SUBTOTAL	26,036,174.35	25,271,132.08	765,042.27	3%
TOTAL ASSETS	36,597,266.85	34,877,021.21	1,720,245.64	5%
TOTAL DEFERRED OUTFLOWS OF RESOURCES - GASB 68	1,437,135.00	1,197,908.00	239,227.00	20%

CHICO AREA RECREATION AND PARK DISTRICT
GENERAL FUND - FUND 2490
BALANCE SHEET
FEBRUARY 2022

	FEBRUARY 2022	FEBRUARY 2021	Increase (Decrease)	
			\$ Change	% Change
LIABILITIES				
ACCOUNTS PAYABLE	138,627.51	46,260.04	92,367.47	200%
ACCRUED EXPENSES				
ACCRUED PAYROLL	50.00	-	50.00	0%
PAYROLL FEDERAL TAXES	345.32	11,285.43	(10,940.11)	-97%
PAYROLL STATE TAXES	(355.53)	3,381.52	(3,737.05)	-111%
PAYROLL EMPLOYEE MEDI & FICA	42.86	10,679.75	(10,636.89)	-100%
PAYROLL EMPLOYER MEDI & FICA LIAB	(124.19)	10,539.70	(10,663.89)	-101%
PAYROLL SDI	(24.08)	1,675.42	(1,699.50)	-101%
LONG TERM CARE PAY DEDUCTIONS	-	-	-	0%
PAYROLL GARNISHMENTS	(5,128.49)	372.52	(5,501.01)	-1477%
UNION DUES - SUPERVISORS	93.61	93.61	-	0%
UNION DUES - PARKS	-	788.24	(788.24)	-100%
CALPERS 2% AT 62	-	-	-	0%
457 EMPLOYEE CONTRIBUTIONS	4,752.00	4,772.00	(20.00)	0%
EMPLOYEE MEDICAL WITHHOLDINGS	(1,530.84)	(1,530.84)	-	0%
VOUCHERS PAYABLE ACCRUAL	-	(100,000.00)	100,000.00	0%
ACCRUED INTEREST EXPENSE (GENERAL FUND)	-	-	-	0%
ACCRUED EXPENSES	(1,879.34)	(57,942.65)	56,063.31	-97%
DUE TO OTHER FUNDS				
DUE TO OTHER FUNDS FROM GENERAL FUND	1,484,895.80	-	1,484,895.80	0%
OTHER LIABILITIES				
BANK CHARGE CLEARING ACCOUNT	(59,433.73)	(44,702.05)	(14,731.68)	33%
DEFERRED REVENUE	789,212.06	330,506.41	458,705.65	139%
OTHER LIAB - CLASS CLEARING ACCT	4,281.70	4,901.70	(620.00)	-13%
UNEARNED REVENUE	6,048.82	6,048.82	-	0%
PREPAID FACILITY TRANSFER	-	-	-	0%
SECURITY DEPOSITS	50,600.00	31,600.00	19,000.00	60%
SECURITY HOLDING ACCT - CLASS	7,403.11	4,668.11	2,735.00	59%
SUBTOTAL	798,111.96	333,022.99	465,088.97	140%
TOTAL CURRENT LIABILITIES	2,419,755.93	321,340.38	2,098,415.55	653%
LONG-TERM DEBT				
NET PENSION LIABILITY	2,673,147.00	2,336,424.00	336,723.00	14%
LIABILITY FOR COMPENSATED ABSENCES	230,882.86	225,315.02	5,567.84	2%
SUBTOTAL	2,904,029.86	2,561,739.02	342,290.84	13%
TOTAL LIABILITIES	5,323,785.79	2,883,079.40	2,440,706.39	85%
TOTAL DEFERRED INFLOWS OF RESOURCES - GASB 68	387,623.00	523,606.00	(135,983.00)	-26%

CHICO AREA RECREATION AND PARK DISTRICT
GENERAL FUND - FUND 2490
BALANCE SHEET
FEBRUARY 2022

FUND BALANCE	FEBRUARY 2022	FEBRUARY 2021	Increase (Decrease)	
			\$ Change	% Change
SPENDABLE - COMMITTED				
SPENDABLE - COMMITTED - PETTY CASH	1,500.00	1,500.00	-	0%
SPENDABLE - COMMITTED - GENERAL RESERVE	2,000,000.00	1,200,000.00	800,000.00	67%
SUBTOTAL	2,001,500.00	1,201,500.00	800,000.00	67%
SPENDABLE - ASSIGNED				
SPENDABLE - ASSIGNED - CAPITAL OUTLAY	-	50,000.00	(50,000.00)	-100%
SPENDABLE - ASSIGNED - LONG TERM DEBT	-	-	-	0%
SPENDABLE - ASSIGNED - ELECTION COSTS	-	45,000.00	(45,000.00)	-100%
SPENDABLE - ASSIGNED - PENSION LIABILITY	-	700,000.00	(700,000.00)	-100%
SPENDABLE - ASSIGNED - FUNDED DEPRECIATION	-	390,500.00	(390,500.00)	-100%
SUBTOTAL	-	1,185,500.00	(1,185,500.00)	-100%
SPENDABLE - UNASSIGNED	4,487,722.56	2,959,079.37	1,528,643.19	52%
NON-SPENDABLE	26,036,174.35	25,271,132.08	765,042.27	3%
TOTAL FUND BALANCE - GENERAL FUND	32,525,396.91	30,617,211.45	1,908,185.46	6%
NET INCOME (LOSS)				
GENERAL FUND	(202,403.85)	(65,466.86)	(136,936.99)	209%
TOTAL NET INCOME (LOSS)	(202,403.85)	(65,466.86)	(136,936.99)	209%
TOTAL FUND BALANCE	32,322,993.06	30,551,744.59	1,771,248.47	6%

FOOTNOTES:

* General Fund Cash amount includes \$2,001,500 in Reserves

CHICO AREA RECREATION AND PARK DISTRICT
EXECUTIVE SUMMARY
GENERAL FUND - FUND 2490
FEBRUARY 2022
REPRESENTS 67% OF THE YEAR

	2021-2022 BUDGET	2021-2022 YTD	2021-2022 % BUDGET	Remaining Budget	2020-2021 BUDGET	2020-2021 YTD	2020-2021 % BUDGET	DIFF. BY YEAR
REVENUE								
FEE BASED PROGRAM INCOME	2,844,781	1,968,996	69.2%	875,785	4,168,548	1,468,792	35.2%	500,204
OTHER INCOME	528,350	282,167	53.4%	246,183	1,818,640	305,911	16.8%	(23,744)
RDA PASSTHROUGH	1,540,000	793,915	51.6%	746,085	1,350,000	769,904	57.0%	24,011
INVESTMENT INCOME	40,000	28,338	70.8%	11,662	40,000	30,324	75.8%	(1,986)
TAX INCOME / COUNTY	4,178,000	2,626,337	62.9%	1,551,663	3,396,500	2,458,434	72.4%	167,903
BACKFILL TAX INCOME	-	14,859	0.0%	-	-	9,725	0.0%	5,134
TOTAL REVENUE	9,131,131	5,714,611	62.6%	3,431,379	10,773,688	5,043,089	46.8%	671,522
OPERATING EXPENDITURES								
SALARIES AND BENEFITS	6,581,096	3,995,541	60.7%	2,585,555	6,637,400	2,924,243	44.1%	1,071,298
SERVICES AND SUPPLIES	2,395,943	1,446,374	60.4%	949,569	2,234,452	1,036,211	46.4%	410,163
OPERATING TRANSFER OUT	113,529	-			84,447	-		
CONTRIB. TO OTHER AGENCIES	15,000	-	0.0%	15,000	15,000	9,298	62.0%	(9,298)
CONTINGENCIES	25,000	-	0.0%	25,000	25,000	-	0.0%	-
NOTES PAYABLE / LEASE PYMTS	-	-	0.0%	-	81,681	-	0.0%	-
TOTAL OPERATING EXPENDITURES	9,130,568	5,441,915	59.6%	3,575,123	9,077,980	3,969,752	43.7%	1,472,163
NET REVENUE BEFORE SPEC. EXP.	564	272,696	48393.2%	-	1,695,708	1,073,337	63.3%	(800,642)
SPECIALLY ALLOCATED ITEMS								
DEPRECIATION	-	-	0.0%	-	-	-	0.0%	-
FAIR MARKET VALUE ADJUSTMENT	-	40,543	0.0%	-	-	138,528	0.0%	(97,985)
TOTAL SPECIALLY ALLOCATED	-	40,543	0.0%	-	-	138,528	0.0%	(97,985)
REVENUE OVER (UNDER)	564	232,153			1,695,708	934,810		(702,657)

CAPITAL ASSETS AND REPAIR PROJECTS								
CAPITAL / REPAIR PROJECTS	1,554,800	444,556	28.6%	1,110,244	1,981,500	1,000,276	50.5%	(555,721)
CAPITAL PROJECT REIMBURSEMENT	850,000	9,999	1.2%	840,001	-	-	0.0%	9,999
NET CAPITAL PROJECTS	704,800	434,557	61.7%	270,243	1,981,500	1,000,276	50.5%	(565,720)

TOTAL REVENUE OVER (UNDER) EXPENDITURES	(704,237)	(202,404)			(285,792)	(65,467)		(136,937)
--	------------------	------------------	--	--	------------------	-----------------	--	------------------

CHICO AREA RECREATION AND PARK DISTRICT
REVENUE SUMMARY
GENERAL FUND - FUND 2490
FEBRUARY 2022
REPRESENTS 67% OF THE YEAR

	2021-2022 BUDGET	2021-2022 YTD	2021-2022 % BUDGET	Remaining Budget	2020-2021 BUDGET	2020-2021 YTD	2020-2021 % BUDGET	DIFF. BY YEAR
FEE BASED PROGRAM INCOME								
AFTER SCHOOL & CAMP PROGRAMS								
AFTERSCHOOL	1,593,933	1,142,239	71.7%	451,694	2,800,642	998,085	35.6%	144,155
CAMPS	264,190	237,906	90.1%	26,284	303,205	159,471	52.6%	78,435
SUBTOTAL	1,858,123	1,380,146	74.3%	477,977	3,103,847	1,157,556	37.3%	222,590
AQUATICS	184,109	80,235	43.6%	103,874	150,487	111,372	74.0%	(31,136)
CLASSES								
GENERAL CLASSES	54,000	47,144	87.3%	6,856	60,000	20,427	34.0%	26,717
COMMUNITY BAND	1,000	1,366	136.6%	-	1,125	12	1.1%	1,354
SENIOR ADULT CLASSES	30,000	18,580	61.9%	11,420	24,000	17,427	72.6%	1,153
YOUTH CLASSES	61,503	39,455	64.2%	22,048	43,500	1,550	3.6%	37,905
SUBTOTAL	146,503	106,545	72.7%	33,468	128,625	39,416	30.6%	67,129
ADULT SPORTS								
VOLLEYBALL & DODGEBALL	37,755	18,574	49.2%	19,181	31,749	(1,269)	-4.0%	19,843
BASKETBALL	18,880	5,129	27.2%	13,751	26,131	-	0.0%	5,129
SOFTBALL	129,480	64,950	50.2%	64,530	109,794	(11,899)	-10.8%	76,849
SOFTBALL TOURNEYS	-	-	0.0%	-	-	-	0.0%	-
SOCCER	47,880	19,571	40.9%	28,309	48,045	(4,796)	-10.0%	24,366
	233,995	108,223	46.3%	125,772	215,719	(17,964)	-8.3%	126,187
NATURE CENTER								
PROGRAM FEE INCOME	188,560	115,469	61.2%	73,091	163,960	109,850	67.0%	5,619
GRANT FUNDING	-	-	0.0%	-	156,560	-	0.0%	-
SUBTOTAL	188,560	115,469	61.2%	73,091	320,520	109,850	34.3%	5,619
OTHER PROGRAMS								
SCHOLARSHIPS	(25,000)	(4,331)	17.3%	-	(15,000)	(2,005)	13.4%	(2,326)
GIFT CERTIFICATES	-	-	0.0%	-	-	-	0.0%	-
CO-SPONSORED & MISCELLANEOUS	-	1,673	0.0%	-	7,500	10	0.1%	1,663
SPECIAL EVENTS	6,900	-	0.0%	6,900	7,350	-	0.0%	-
SENIOR ADULT PROGRAMS	6,000	20,594	343.2%	-	14,500	250	1.7%	20,344
YOUTH SPORTS	245,591	160,443	65.3%	85,148	235,000	70,308	29.9%	90,135
SUBTOTAL	233,491	178,378	76.4%	92,048	249,350	68,562	27.5%	109,815
TOTAL FEE BASED PROGRAMS	2,844,781	1,968,996	69.2%	913,086	4,168,548	1,468,792	35.2%	500,204
OTHER INCOME								
FACILITY RENTAL INCOME	346,450	209,904	60.6%	136,546	222,250	41,236	18.6%	168,669
REBATES & REIMBURSED COSTS	30,000	36,234	120.8%	-	30,000	191,106	637.0%	(154,872)
REIMBURSEMENTS - CITY PARKS	141,900	18,195	12.8%	123,705	1,551,390	52,023	3.4%	(23,828)
MISCELLANEOUS	-	6,044	0.0%	-	4,000	10,910	272.8%	(4,866)
ENDOWMENTS	10,000	8,146	81.5%	1,854	10,000	2,595	25.9%	5,551
DONATIONS	-	3,643	0.0%	-	1,000	8,042	804.2%	(4,399)
TOTAL OTHER INCOME	528,350	282,167	53.4%	262,104	1,818,640	305,911	16.8%	(13,745)
REVENUE FROM OTHER AGENCIES								
RDA PASSTHROUGH	1,540,000	793,915	51.6%	746,085	1,350,000	769,904	57.0%	24,011
INVESTMENT INCOME	40,000	28,338	70.8%	11,662	40,000	30,324	75.8%	(1,986)
TAX INCOME / COUNTY	4,178,000	2,626,337	62.9%	1,551,663	3,396,500	2,458,434	72.4%	167,903
BACKFILL TAX INCOME	-	14,859	0.0%	-	-	9,725	0.0%	5,134
REIMBURSEMENT - CAPITAL PROJEC	850,000	9,999	0.0%	-	-	-	0.0%	-
TOTAL REVENUE FROM OTHER AGENCIES	5,758,000	3,463,448	60.2%	2,309,411	4,786,500	3,268,386	68.3%	195,061
TOTAL REVENUE	9,981,131	5,724,610	57.4%	3,484,601	10,773,688	5,043,089	46.8%	681,521

**CHICO AREA RECREATION AND PARK DISTRICT
SALARIES AND BENEFITS SUMMARY
GENERAL FUND - FUND 2490
FEBRUARY 2022
REPRESENTS 67% OF THE YEAR**

	2021-2022 BUDGET	2021-2022 YTD	2021-2022 % BUDGET	2020-2021 BUDGET	2020-2021 YTD	2020-2021 % BUDGET	DIFF. BY YEAR
SALARIES							
FULL-TIME SALARIES	2,640,000	1,752,984	66.4%	2,289,000	1,429,578	62.5%	323,406
PART-TIME SALARIES	2,402,295	1,265,066	52.7%	2,717,720	796,493	29.3%	468,572
ACCUMULATED LEAVE	41,000	-	0.0%	41,000	-	0.0%	-
INSTRUCTORS	70,580	54,643	77.4%	33,479	23,492	70.2%	31,151
SUBTOTAL	5,153,875	3,072,693	59.6%	5,081,199	2,249,564	44.3%	823,129
BENEFITS							
FICA	392,000	231,004	58.9%	394,000	166,623	42.3%	64,381
RETIREMENT	541,000	470,746	87.0%	536,000	276,124	51.5%	194,623
RETIREMENT - GASB 68	-	-	0.0%	-	-	0.0%	-
HEALTH INSURANCE	438,500	225,190	51.4%	377,500	197,591	52.3%	27,599
COBRA	-	-	0.0%	-	-	0.0%	-
UNEMPLOYMENT INSURANCE	98,000	12,600	12.9%	300,000	72,219	24.1%	(59,619)
WORKERS COMP INSURANCE	152,000	146,862	96.6%	117,000	101,601	86.8%	45,261
ALLOCATION TO OTHER FUNDS	(194,279)	(163,554)	84.2%	(168,299)	(139,479)	82.9%	(24,076)
SUBTOTAL	1,427,221	922,848	64.7%	1,556,201	674,679	43.4%	248,169
TOTAL SALARIES AND BENEFITS	6,581,096	3,995,541	60.7%	6,637,400	2,924,243	44.1%	1,071,298

* The CalPERS UAL Payment of \$ 204,801 was paid in full in July 2021. In past years, this has been paid monthly.

CHICO AREA RECREATION AND PARK DISTRICT
SERVICES AND SUPPLIES SUMMARY
GENERAL FUND - FUND 2490
FEBRUARY 2022
REPRESENTS 67% OF THE YEAR

	2021-2022 BUDGET	2021-2022 YTD	2021-2022 % BUDGET	Remaining Budget	2020-2021 BUDGET	2020-2021 YTD	2020-2021 % BUDGET	DIFF. BY YEAR
SERVICES AND SUPPLIES								
ADVERTISING	30,000	5,704	19.0%	24,296	10,000	1,521	15.2%	4,182
AGRICULTURE	66,215	24,078	36.4%	42,137	41,143	12,826	31.2%	11,252
CLOTHING	7,000	5,737	82.0%	1,263	7,000	2,331	33.3%	3,406
COMMUNICATIONS	52,358	32,011	61.1%	20,347	52,175	27,995	53.7%	4,016
HOUSEHOLD SUPPLIES	46,600	25,841	55.5%	20,759	46,600	17,987	38.6%	7,855
WORK SERVICE SUPPLIES	2,050	64	3.1%	1,986	2,050	78	3.8%	(14)
INSURANCE	240,500	240,820	100.1%	-	140,000	138,258	98.8%	102,562
OFFICE EQUIP. REPAIR	20,000	-	0.0%	20,000	-	-	0.0%	-
TECHNOLOGY EQUIPMENT	20,000	20,961	104.8%	-	15,000	3,957	26.4%	17,004
EQUIPMENT REPAIRS	22,330	22,908	102.6%	-	20,300	7,514	37.0%	15,394
HOUSEHOLD EQUIPMENT	-	-	0.0%	-	-	500	0.0%	(500)
FIELD EQUIPMENT	8,621	11,017	127.8%	-	250	37	15.0%	9,840
PROGRAM EQUIPMENT	-	-	0.0%	-	-	-	0.0%	-
VEHICLE MAINTENANCE	12,500	16,458	131.7%	-	12,500	9,130	73.0%	7,328
POOL SUPPLIES	18,750	7,615	40.6%	11,135	15,000	7,347	49.0%	268
POOL EQUIPMENT	6,000	347	5.8%	5,653	4,000	82	2.0%	265
STRUCTURE & GROUNDS	178,100	87,217	49.0%	90,883	83,050	29,441	35.5%	57,775
SHOP SUPPLIES	6,350	10,046	158.2%	-	6,350	2,891	45.5%	7,154
VANDALISM	5,445	1,737	31.9%	3,708	4,950	1,346	27.2%	391
MEDICAL FIRST AID	3,650	442	12.1%	3,208	3,650	686	18.8%	(244)
MEMBERSHIP/PERIODICALS	24,500	16,786	68.5%	7,714	24,000	16,372	68.2%	414
OFFICE SUPPLIES	15,000	6,025	40.2%	8,976	18,000	2,194	12.2%	3,830
COPY OVERAGES	-	-	0.0%	-	-	-	0.0%	-
CONTRACT SERVICES	827,000	484,485	58.6%	342,515	935,120	447,687	47.9%	36,797
PUBS/LEGAL NOTICES	22,000	4,464	20.3%	17,536	22,000	302	1.4%	4,162
RENT/LEASE EQUIPMENT	5,400	3,873	71.7%	1,527	5,400	4,450	82.4%	(577)
RENT/LEASE STRUCTURES	2,000	1,500	75.0%	500	2,000	1,500	75.0%	-
SMALL TOOLS	3,905	2,968	76.0%	937	3,550	541	15.2%	2,427
EDUCATION & TRAINING	9,000	5,832	64.8%	3,168	9,000	984	10.9%	4,848
DISTRICT OFFICE SPECIAL EXP	14,000	10,799	77.1%	3,201	9,000	14,269	158.5%	(3,470)
PROGRAM SUPPLIES	181,405	64,573	35.6%	116,832	249,396	20,232	8.1%	44,341
GM MOVING EXPENSE	-	-	0.0%	-	-	-	0.0%	-
DISTRICT OFFICE MEETING EXP	5,000	1,159	23.2%	3,841	5,000	-	0.0%	1,159
MILEAGE	60,000	26,544	44.2%	33,456	40,000	14,640	36.6%	11,903
PROGRAM TRANSPORTATION	3,470	-	0.0%	3,470	3,300	-	0.0%	-
DIST OFFICE BOARD MTG EXP	10,000	6,650	66.5%	3,350	10,000	4,950	49.5%	1,700
USE TAX	1,500	24	1.6%	1,476	1,500	-	0.0%	24
CONFERENCES	15,000	6,738	44.9%	8,262	15,000	520	3.5%	6,218
SUBTOTAL	1,945,649	1,155,419	59.4%	802,138	1,816,284	792,569	43.6%	361,710
UTILITIES								
WATER	97,955	74,231	75.8%	23,724	95,400	52,490	55.0%	21,741
ELECTRICITY	280,196	179,544	64.1%	100,652	258,518	160,149	61.9%	19,395
GAS	65,743	32,104	48.8%	33,639	57,850	25,165	43.5%	6,939
SEWER	6,400	5,076	79.3%	1,324	6,400	5,838	91.2%	(761)
SUBTOTAL	450,294	290,955	64.6%	159,339	418,168	243,642	58.3%	47,313
TOTAL SERVICE & SUPPLY	2,395,943	1,446,374	60.4%	961,477	2,234,452	1,036,211	46.4%	409,023

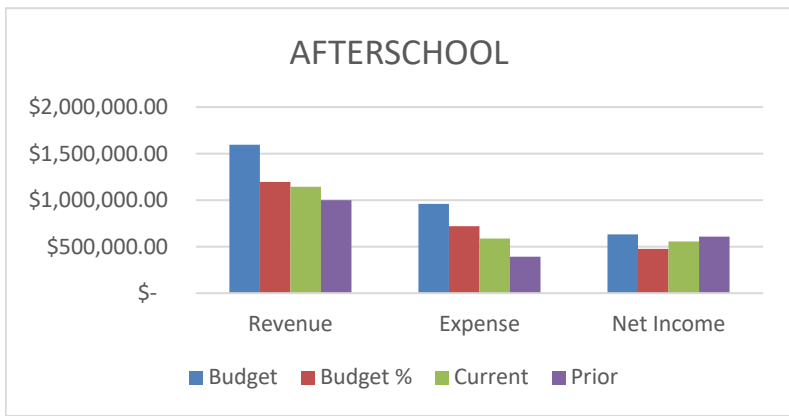
**CHICO AREA RECREATION AND PARK DISTRICT
BOARD PROGRAM SUMMARY 2020-2021**

February 2022
67% of the Year

AFTERSCHOOL

We are at 72% of Budgeted Revenues and 61% of Budgeted Expenses. Our Net Income is \$50,520.03 Less than this time last year.

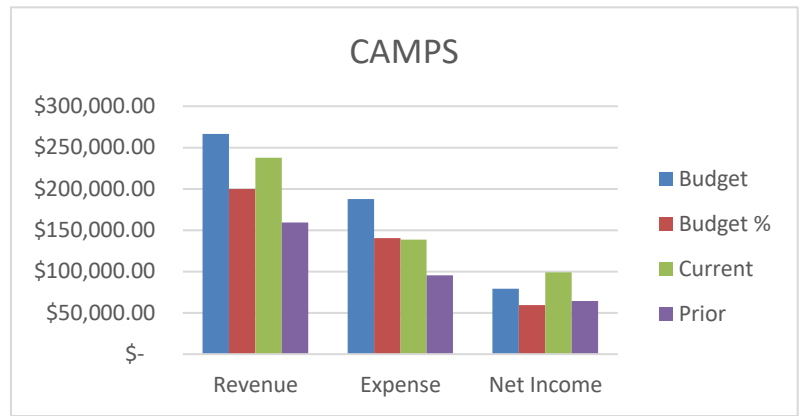
	BUDGET	CURRENT YTD	PRIOR YTD
REVENUE	\$ 1,593,933.00	\$ 1,142,239.39	\$ 998,084.51
EXPENSES	\$ 961,258.50	\$ 586,257.03	\$ 391,582.12



CAMPS

We are at 89% of Budgeted Revenues and 74% of Budgeted Expenses. CAMPS are seasonal. The majority run June-August. The rest are during school breaks in December, January and March. Our Net Income is currently \$34,759.23 more than this time last year.

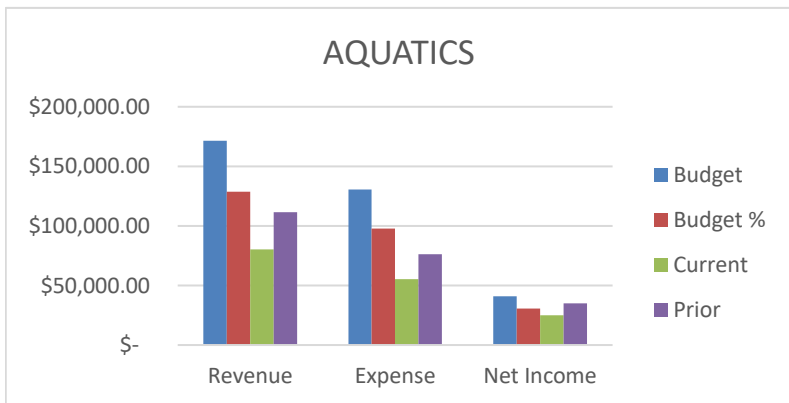
	BUDGET	CURRENT YTD	PRIOR YTD
REVENUE	\$ 266,690.00	\$ 237,826.37	\$ 159,471.49
EXPENSES	\$ 187,504.00	\$ 138,827.48	\$ 95,231.83



AQUATICS

We are at 47% of Budgeted Revenues and 42% of Budgeted Expenses. Our Net Income is currently \$10,046.57 less than this time last year.

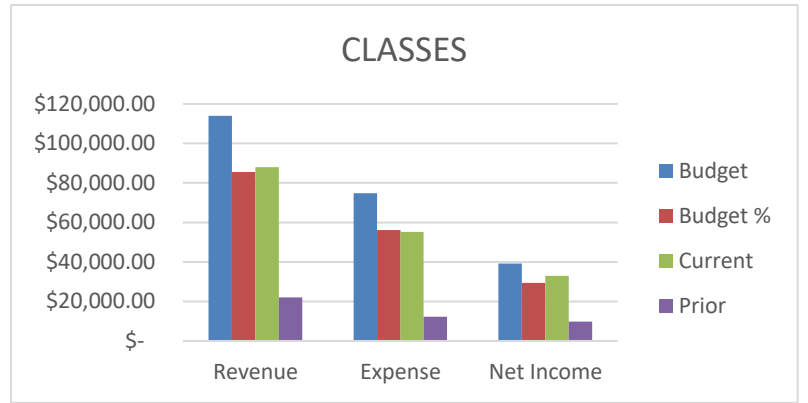
	BUDGET	CURRENT YTD	PRIOR YTD
REVENUE	\$ 171,409.00	\$ 80,235.21	\$ 111,371.61
EXPENSES	\$ 130,562.00	\$ 55,270.87	\$ 76,360.70



CLASSES

We are at 77% of Budgeted Revenues and 74% of Budgeted Expenses. We have various classes that run throughout the year. Our Net Income is currently \$23,168.69 more than this time last year.

	BUDGET	CURRENT YTD	PRIOR YTD
REVENUE	\$ 114,003.00	\$ 88,045.48	\$ 21,989.26
EXPENSES	\$ 74,841.00	\$ 55,138.28	\$ 12,250.75



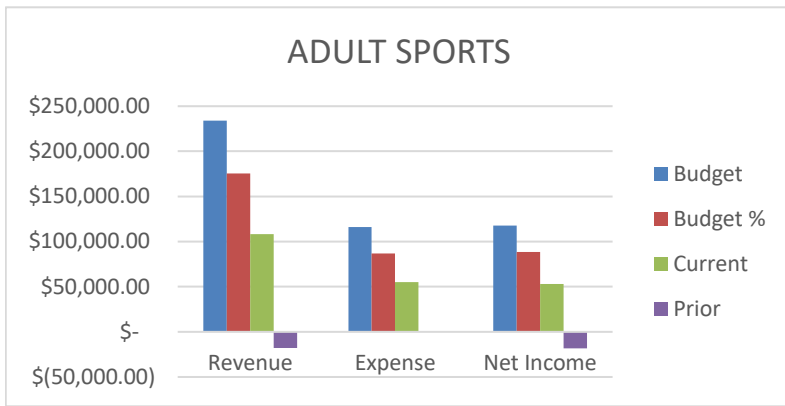
**CHICO AREA RECREATION AND PARK DISTRICT
BOARD PROGRAM SUMMARY 2020-2021**

February 2022
67% of the Year

ADULT SPORTS

We are at 46% of Budgeted Revenues and 48% of Budgeted Expenses. Our Net Income is \$71,115.64 more than this time last year.

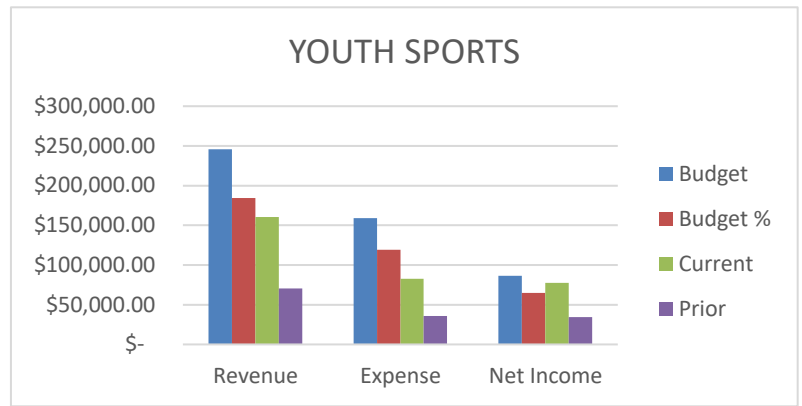
	BUDGET	CURRENT YTD	PRIOR YTD
REVENUE	\$ 233,995.00	\$ 108,223.23	\$ (17,963.79)
EXPENSES	\$ 116,050.00	\$ 55,268.29	\$ 196.91



YOUTH SPORTS

We are at 65% of Budgeted Revenues and 52% of Budgeted Expenses. Our Net Income is \$43,146.13 more than this time last year.

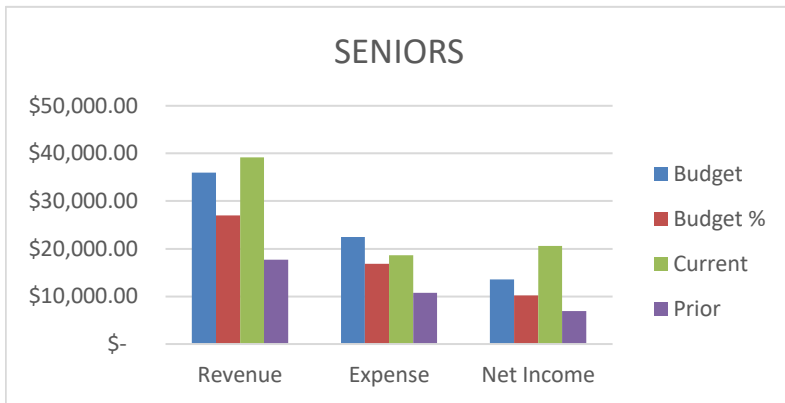
	BUDGET	CURRENT YTD	PRIOR YTD
REVENUE	\$ 245,591.00	\$ 160,442.63	\$ 70,307.65
EXPENSES	\$ 159,125.00	\$ 82,853.56	\$ 35,864.71



SENIORS

We are at 109% of Budgeted Revenues and 83% of Budgeted Expenses. Our Net Income is \$13,664.24 more than this time last year.

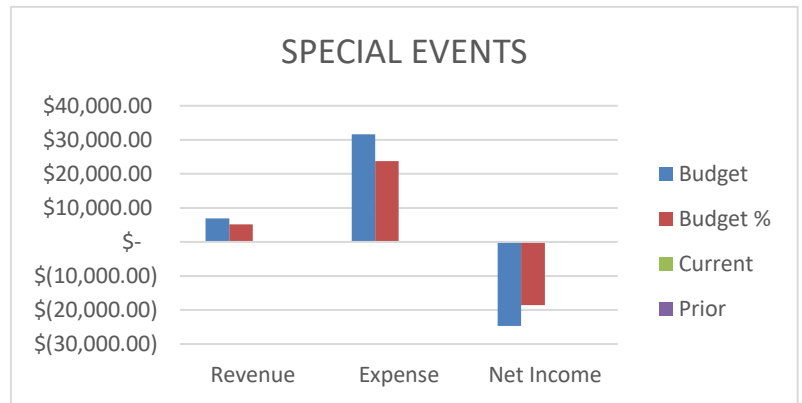
	BUDGET	CURRENT YTD	PRIOR YTD
REVENUE	\$ 36,000.00	\$ 39,173.33	\$ 17,677.00
EXPENSES	\$ 22,450.00	\$ 18,602.99	\$ 10,770.90



SPECIAL EVENTS

We are at 0% of Budgeted Revenues and 0% of Budgeted Expenses. Our Net Income is \$6.40 less than this time last year. With Special Events, we often incur expenses prior to receiving revenue (through either entrance fees or sponsorships).

	BUDGET	CURRENT YTD	PRIOR YTD
REVENUE	\$ 6,900.00	\$ -	\$ -
EXPENSES	\$ 31,616.00	\$ 6.40	\$ -



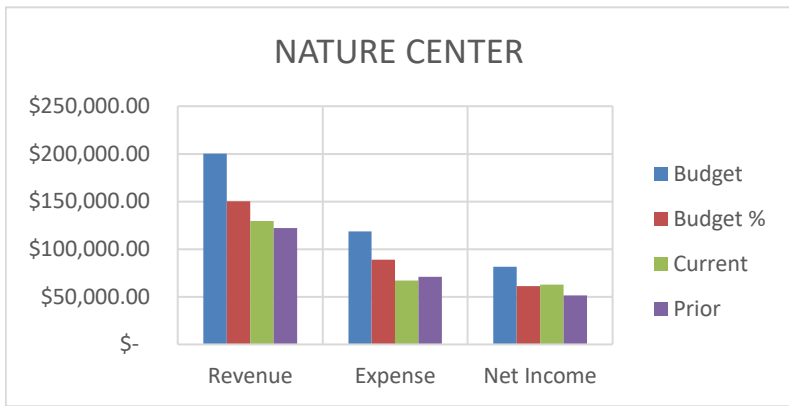
**CHICO AREA RECREATION AND PARK DISTRICT
BOARD PROGRAM SUMMARY 2020-2021**

**February 2022
67% of the Year**

NATURE CENTER

We are at 65% of Budgeted Revenues and 57% of Budgeted Expenses. Our Net Income is \$11,146.43 more than this time last year.

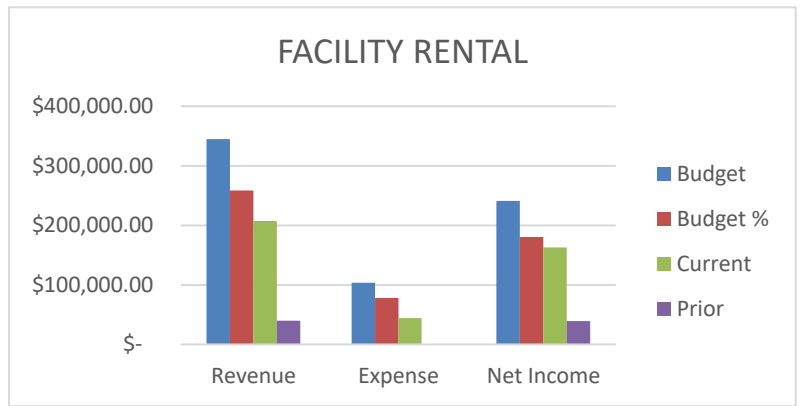
	BUDGET	CURRENT YTD	PRIOR YTD
REVENUE	\$ 200,360.00	\$ 129,721.00	\$ 122,295.18
EXPENSES	\$ 118,652.00	\$ 67,072.25	\$ 70,792.86



FACILITY RENTAL

We are at 60% of Budgeted Revenues and 43% of Budgeted Expenses. Our Net Income is \$123,588.23 more than this time last year.

	BUDGET	CURRENT YTD	PRIOR YTD
REVENUE	\$ 344,650.00	\$ 207,104.43	\$ 39,810.66
EXPENSES	\$ 103,750.00	\$ 44,365.44	\$ 659.90





CHICO AREA RECREATION AND PARK DISTRICT

545 VALLOMBROSA AVE, CHICO, CA 95926
PHONE (530) 895-4711 FAX (530) 895-4721

RESOLUTION 22-4

Resolution Establishing District-Based Elections, the Final Map for those Elections, and the Sequence for those Elections

WHEREAS, the Board of Directors (“Board”) of the Chico Area and Recreation Park District (“CARD”) met on October 28, 2021, and passed a resolution stating its intent to transition to District-Based Elections (“Resolution of Intent”).

WHEREAS, CARD has convened and conducted all hearings, and published all maps and proposed sequences of elections, as required by the foregoing and pursuant to Section 10010 of the Elections Code; and

WHEREAS, an electronic file of supporting documentation is on file with the CARD and can be made available upon request; and

WHEREAS, this change in the method of electing members of the governing body is being made in furtherance of the purposes of the California Voting Rights Act of 2001 (Chapter 1.5 (commencing with Section 14025) of Division 14 of the Elections Code).

NOW THE REFORE, the Board of Directors of CARD hereby resolve as follows:

1. The above recitals are correct and true.
2. The Board, as set forth by the Government Code, hereby establishes district-based elections for CARD as defined by Elections Code Section 14026, and adopts the map of election districts and sequence of elections set forth in Exhibit A.
3. As set forth in Elections Code Section 10650, this Resolution is not required to be submitted to the voters for approval.
4. The CARD General Manager or designee is hereby authorized and directed to send a copy of this Resolution to the County Elections Office and take such further actions as may be required to ensure that district-based elections can be implemented in the election cycles scheduled for 2022 and 2024.

PASSED AND ADOPTED by the Board of Directors of the Chico Area Recreation and Park District, this 24 day of March 2022, by the following vote:

Ayes:
Noes:
Abstain:
Absent:

Signed and approved by me after its passage

ATTEST:

Michael McGinnis, Chair
Board of Directors

Annabel Grimm
Secretary to the Board



Chico Area Recreation and Park District “Helping People Play”

**Staff Report 22-12
Agenda Item 7.1**

STAFF REPORT

DATE: March 18, 2022
TO: Board of Directors
FROM: Anjie Goulding, Recreation Manager
SUBJECT: Pickleball Tournament

Information:

The local Pickleball community contacted CARD in the fall of 2021 expressing interest in partnering to host a Pickleball Tournament. The purpose of the event is to provide a fun local tournament, promote the sport in the community, and raise money to support improvements to the pickleball courts located at Community Park.

A Tournament Committee, comprised of 14 volunteers from the local pickleball community, has been working with CARD staff to prepare the 4th Annual Chico Classic Pickleball Tournament which will be held on May 14 – 15.

The committee and staff support include budget development, event planning details, player recruitment, online registration, fees collection, marketing, event schedules, hospitality, awards, equipment, and more.

CARD has also partnered with Pickleballbrackets.com for an online registration and fees collection platform. Pickleballbrackets.com sets up and manages the online event site, player registration, tournament bracketing, and online fees collection.

The CARD Pickleball event can be found at:

<https://pickleballbrackets.com/ptd.aspx?eid=6622671a-70f6-46a8-a554-4679ba5e211e>

The tournament has attracted approximately 138 registered players and expects a total of between 150-200 players. Players will be traveling from neighboring communities of Corning, Cottonwood, Red Bluff, Lincoln, Magalia, Redding, Sacramento, San Mateo, Shasta Lake, as well as out-of-state travelers from Oregon and Nevada.

Financial Impact:

Income: \$9000
Expenses: \$4500
Profit: \$4500

All proceeds go to CARD to support pickleball court improvements at Community Park.

Summary:

CARD staff is excited to be working with the local pickleball community to host this event. The event will showcase CARD's parks and facilities as well as the local community and expect this annual event to continue for years to come.



Chico Area Recreation and Park District “Helping People Play”

**Staff Report 22-14
Finance Agenda Item E
Regular Agenda Item 7.2**

STAFF REPORT

DATE: March 24, 2022
TO: Board of Directors
FROM: Scott Schumann, Parks and Facilities Manager
SUBJECT: Dorothy F. Johnson HVAC Project

Discussion

The HVAC replacement project was approved in the 2021/2022 capital improvement budget. The budget estimate of \$400,000 was based on a 2019 quote from Jonson Controls.

Johnson Controls provided a revised estimate of \$523,000. The increase is due in part to the engineering effort required to replace the equipment and update the system coupled with post-pandemic prices. Staff is working with the vendor on cost containment strategies however sourcing equipment and material have been problematic and costs continue to escalate.

Recommendation

It is recommended that the Board authorize staff to proceed with the DFJ HVAC project and approve a budget increase of \$150,000.

- 21/22 Approved Budget: \$400,000
- Cost Increase: \$125,000
- Contingency: \$ 25,000
- Total Project Cost: \$550,000



Chico Area Recreation and Park District “Helping People Play”

**Staff Report 22-15
Agenda Item 7.3**

STAFF REPORT

DATE: March 24, 2022
TO: Board of Directors
FROM: Annabel, General Manager
SUBJECT: Environmental Effects on Programming

Discussion

At the September 23, 2021 board meeting, information was presented about the need to develop guidelines for program and service modifications surrounding the effects of smoke and excessive heat. The Board requested that air quality and heat/humidity procedures be reviewed at a future meeting.

As the community moves out of the pandemic and summer approaches, guidelines on environmental effects on programming need to be communicated to the public. The district's procedures were modeled after other agencies, as well as consulting government monitoring sites.



Severe Heat/Humidity Program Procedures and Guidelines

The Chico Area Recreation and Park District (CARD) wants to ensure the safety and well-being of our participants and staff. In the case of extreme heat/humidity, CARD will take into consideration temperatures and heat index to determine if outdoor activities should be cancelled. If a program is cancelled, updates will be posted online at least one (1) hour prior to the start of the program.

CARD will monitor temperature and humidity from the National Weather Service at <http://www.weather.gov>, and use these numbers to reference the heat index chart.

The heat index, also known as the apparent temperature, is what the temperature feels like to the human body when relative humidity is combined with the air temperature. This has important considerations for the human body's comfort. When the body gets too hot, it begins to perspire or sweat to cool itself off.

For example, if the air temperature is 100°F and the relative humidity is 55%, the heat index will be 124°F. When the relative humidity is low, the apparent temperature can actually be lower than the air temperature.

Based on the above information obtained, program decisions will be made as followed:

Risk Level	Heat index Value*	Outdoor Activity Guidelines
Low-Moderate	80-89	Programs may proceed with scheduled outdoor activity. Parents/coaches/volunteers/staff will monitor participants.
Moderate	90-104	Use extreme caution when performing outside activities. Proper fluid intake, rest, and breaks will be added into activity time. Water breaks will occur every 20-25 minutes and activity time may be reduced and/or modified.
High	105-114	Coaches/parents/volunteers/staff need to use extreme caution. Water breaks will occur every 15-20 minutes. Cancellation or relocation of activities may be put into effect. Cancelled activities will either be fully refunded or rescheduled.
Very High	115-130+	Cancellation or relocation to an indoor facility for all activities will be put into effect as this level is too extreme to accommodate physical activity, proper fluid intake, and body maintenance. Canceled activities will either be fully refunded or rescheduled.



CARD






CHICO AREA RECREATION & PARK DISTRICT

Air Quality Monitoring

CARD will monitor the Department of Environmental Quality (DEQ) [Air Quality Index \(AQI\)](#) and [Purple Air](#) for air quality decisions based on the below chart.

- Due to air quality fluctuation within each day, each program will update participants on their program based on the time the program is scheduled to start, with at least one hour's notice of change if possible. **If** a program is canceled, updates will be posted online at www.ChicoRec.com/fields. Canceled activities will either be fully refunded, or rescheduled.

Parents: Watch the smoke forecast and decide when to limit your child(ren)s activities. If you do not wish for your child to spend time outdoors, please consider if the activity or program is the right choice for your family based on the air quality.

AIR QUALITY INDEX	VALUE OF	OUTDOOR ACTIVITY GUIDANCE
 GREEN	0 to 50	Great day to be active outside! All programs running as normal.
 YELLOW Moderate	51-100	Good day to be active outside. All programs running as normal. People who are unusually sensitive to air pollution could have symptoms.
 ORANGE Unhealthy for Sensitive Groups	101-150	It's OK to be active outside, especially for short activities. Outdoor programming running, and staff will modify to reduced physical intensity and/or duration at the discretion of supervisors. Watch for symptoms and take action as needed.
 RED Unhealthy	151-200	All youth and adult programming, including practices and games, that cannot be moved indoors will be cancelled. For staff, outdoor duties will be modified with increased rest periods throughout time of reduced air quality at the discretion of supervisors. Staff should wear N95 masks or equivalent while outdoors.
 PURPLE Very Unhealthy	201 and above	Closure of all outdoor programming, activities and fields. For staff, outdoor duties will be suspended and indoor only duties will continue in accordance with supervisor and work needs.

WATCH FOR SYMPTOMS

Air pollution can make asthma symptoms worse and trigger attacks. Symptoms of asthma include coughing, wheezing, difficulty breathing, and chest tightness. Even people who do not have asthma could experience these symptoms.

If symptoms occur, participant and/or staff should take a break, do a less intense activity, stop all activity, go indoors or use quick relief medicine as prescribed. If symptoms don't improve, get medical help.



Chico Area Recreation and Park District “Helping People Play”

**Staff Report 22-13
Agenda Item 8.1**

STAFF REPORT

DATE: March 24, 2022
TO: Board of Directors
FROM: Scott Schumann, Parks and Facilities Manager
SUBJECT: Park and Facilities Project Crew

Discussion

The Parks and Facilities Department used to employ an internal Project Crew of highly skilled laborers. This crew was able to address in-house projects efficiently and cost-effectively. Examples of projects that continue to make significant contributions to the District included: Hooker Oak utility room, Community Park gazebo, numerous concrete installations, tree work, DFJ roofing, and various irrigation projects.

Without the Project Crew, the work was contracted out or, more often, deferred the maintenance projects. Below are samples of each.

Samples of Externally Contract Work (2016-2020)

Wildwood Field Irrigation:	\$50,000
Sycamore Field Irrigation:	\$85,000
Lakeside Window replacement:	\$35,000
District-wide Tree-work	\$50,000+

Samples of Deferred Projects (part of an estimated \$700,000 in projects):

Rotary Park Irrigation Repairs	\$15,000
District-wide Drought Tolerant Plantings	\$100,000+
Community Center Dry Rot	\$100,000+
Community Park Score board	\$25,000
PV Center Office Remodel	\$40,000
Shade Structures	\$35,000+
Park Kiosks	\$15,000

The existing maintenance needs and increase in park acreage make addressing small-scale capital projects all but impossible with the current staff. In addition, the time required to scope, bid, award, and manage small projects is unsustainable. The expense of contractors, prevailing wage, and administrative burden, given the current backlog and ongoing need, make contracting this type of work extremely expensive and inefficient.

Financial Impact:

21/22 Budget	Wages	Benefits	Total
Full-time	1,266,000	692,502	1,958,502
Part-time wages	611,000	185,866	796,866
Grand total			2,755,368

22/23 Proposed	Wages	Benefits	Total
Full-time	1,472,598	809,929	2,282,528
Part-time wages	450,000	142,200	592,200
Grand Total			2,874,728

Compensation Increase	119,359
Projected O&E Decrease	(150,000)
Estimated Net Savings	30,641

Recommendation

Staff recommends that a three (3) person Project Crew be created, comprised of a Park Supervisor, a Utility II, and a Utility I.